



4th
Basic

5th
Advanced

Helping With Math

USA
GRADES

Conversion of Like Units (Measures of Weight)

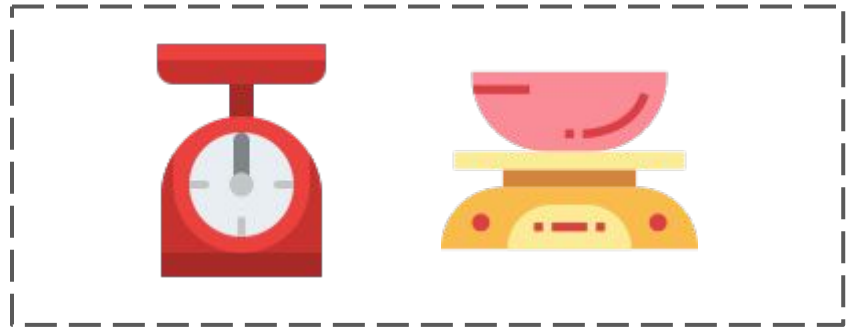
*Suitable for students
aged 8-10*



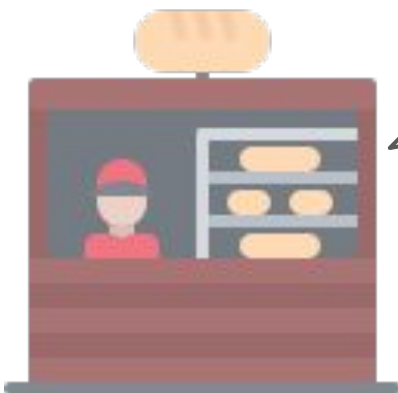
This pack is suitable for learners aged 8-10 years old or 4th to 5th graders (USA). The content covers fact files and relevant basic and advanced activities involving conversion of like units (measures of weight).





Weight is classified as a mass or matter that something contains.



Scales are one of the tools in baking that is used to measure weight.



In the world of baking, several tools are used to properly measure the mass of the ingredients for an accurate result.



CONCEPTS

Measuring weight can be in the form of metric units and US Standard units.

METRIC UNITS OF WEIGHT

- It consists of grams, kilograms, and tonnes

Grams

- It is often written as g
- It is the smallest among the three



Kilograms

- It is written as kg
- It is used to measure things that can be lifted up by people

Tonnes

- It is being written as mT
- It is used to measure heavy objects



$$1 \text{ kg} = 1,000 \text{ g}$$

$$1 \text{ mT} = 1,000 \text{ kg}$$

Examples:

1. $0.06 \text{ kg} = 60 \text{ g}$
2. $23 \text{ g} = 0.023 \text{ kg}$

Try these:

1. $1,300 \text{ kg} = \underline{\hspace{2cm}} \text{ mT}$
2. $4.9 \text{ g} = \underline{\hspace{2cm}} \text{ kg}$



CONCEPTS



US STANDARD UNITS OF WEIGHT

- It consists of ounces, pounds, and tonnes as well



Ounces

- It is also written as oz
- It is the smallest unit of mass/weight



Pounds

- The abbreviation is lb
- Usually, it is used to measure people's weight



Tonnes

- It is being written as T
- It is used to measure heavy objects, animals, or equipments

$$1 \text{ lb} = 16 \text{ oz}$$

$$1 \text{ T} = 2,000 \text{ lb}$$

Examples:

1. $1,000 \text{ lb} = 0.5 \text{ T}$

2. $112 \text{ oz} = 7 \text{ lb}$

Try these:

1. $1 \text{ T} = \underline{\hspace{2cm}} \text{ oz}$

2. $15,000 \text{ lb} = \underline{\hspace{2cm}} \text{ T}$



TABLE OF ACTIVITIES

Ages 8-9 (Basic)		<u>4th Grade</u>
1	The Star Bake Shop	
2	Baking Balance	
3	Breadtalk	
4	Sweet Menu	
5	Hiring at Blake's	
Ages 9-10 (Advanced)		<u>5th Grade</u>
6	Sweet Task	
7	Baker's Profile	
8	Cookie Monster	
9	Baked Goods at Home	
10	Grandma's Recipe	







THE STAR BAKE SHOP

G4
Basic

Estimate the weight of things and foods located in the Star bake shop. Encircle the appropriate weight for each object.



1.		70 g 7 kg 700 g	2.		10 g 1 kg 100 g
3.		50 g 5 kg 500 g	4.		20 g 2 kg 200 g

Additional Question:




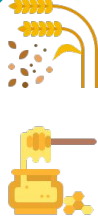
Measure your weight in pounds at the beginning and last day of the week. Write your measurement below and describe it.







BAKING BALANCE

G4
Basic

Balance the following baking goods and ingredients for an equal measurement. Calculate the unknown weight to balance the scale.

 500 g	 150 g _____ g	 _____ g	 20 g 75 g
--	---	--	---





 2 oz	 _____ oz  1.5 oz
---	--

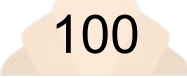





BREADTALK

G4
Basic

Complete the set of breads that are available for sale at Breadtalk. Convert the following weights to metric units and vice versa.

ounces	 73	2. _____	 18	4. _____
kilograms	1. _____	 25	3. _____	 88

pounds	5. _____	 100	7. _____	 26
grams	 37	6. _____	 73	8. _____



SWEET MENU

G4
Basic

Examine the menu of Star bake shop. Compare the weight measurement of the breads by putting greater than ($>$), less than ($<$), or equal to ($=$) to differentiate the amount. Afterwards, explain your answer.

1. 1,350 g 1 kg

Explanation:

2. 5 kg 500 g

Explanation:

3. $\frac{3}{4}$ kg 750 g

Explanation:

4. $1\frac{1}{2}$ kg 1.2 kg

Explanation:



HIRING AT BLAKE'S

G4
Basic


Blake's Bread Shop is now hiring! Submit your resumé by answering the following questions below. Round off your answer to the nearest hundredths for US Standard tonnes.



3. How many 10kg bags of flour are needed for a total mass of 1 US Standard tonne?

2. In order to build the bread shop, a crate of bricks is needed and it has a mass of 265 kg. The builder ordered 15 crates. In metric tonnes, what is the total mass of the 15 crates?

1. Blake's favorite elephant at the zoo gave birth. The first newborn weighs 120 kg. What is the weight of the baby elephant in metric and US standard tonnes?



SWEET TASK

G5
Advanced

Accomplish this sweet task of cakes, cookies, and donuts. Convert the following Metric units of weight.

1. 45 kg = _____ g



6. 0.68 g = _____ kg

2. 0.36 kg = _____ g


7. 0.05 g = _____ kg

3. 6.5 kg = _____ g



8. 9.3 g = _____ kg

4. 5 kg = _____ g



9. 93 g = _____ kg

5. 0.22 kg = _____ g



10. 71 g = _____ kg



BAKER'S PROFILE

G5
Advanced

Know these bakers' profile as you convert the following US Standard units of weight.

1. $38 \text{ T} = \underline{\hspace{2cm}} \text{ lb}$

Answer:

2. $2 \text{ T} = \underline{\hspace{2cm}} \text{ lb}$

Answer:

3. $24 \text{ T} = \underline{\hspace{2cm}} \text{ lb}$


Answer:

4. $256 \text{ oz} = \underline{\hspace{2cm}} \text{ lb}$

Answer:

5. $512 \text{ oz} = \underline{\hspace{2cm}} \text{ lb}$

Answer:



6. $40 \text{ lb} = \underline{\hspace{2cm}} \text{ oz}$

Answer:

7. $37 \text{ lb} = \underline{\hspace{2cm}} \text{ oz}$

Answer:

8. $32,000 \text{ oz} = \underline{\hspace{1cm}} \text{ T}$


Answer:

9. $2,000 \text{ lb} = \underline{\hspace{1cm}} \text{ T}$

Answer:

10. $19 \text{ T} = \underline{\hspace{2cm}} \text{ lb}$

Answer:




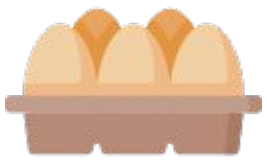


COOKIE MONSTER

G5
Advanced

Make a cookie monster by measuring the weight of the following icons in real life. Write it in both types of measurement.

COOKIE LIST

ITEM	KILOGRAM/GRAM	POUND/OUNCE
 Flour		
 Salt		
 Sugar		
 Egg		




BAKED GOODS AT HOME

G5
Advanced

Look for 5 baked goods in your home and measure its weight. Write the measurement in metric and US standard units.

Baked goods	Metric unit	US Standard unit



Which among the baking ingredients is the heaviest? The lightest?



GRANDMA'S RECIPE

G5
Advanced

Know the banana bread recipe of grandma by briefly answering the following questions below.

1. Why do you think proper and accurate measurement in weight is important in life?
2. In the baking industry, what do you think will happen if we measure ingredients incorrectly?
3. Into which common life scenarios you find measurement of weight useful?
4. Share a personal experience about the application of conversion of measurement in weight in your life.



ANSWER GUIDE

Activity 1

1. 70 g
2. 1 kg
3. 500 g
4. 2 kg

Activity 2

1. 350 g
2. 95 g
3. 0.5 oz

Activity 3

1. 0.207
2. 881.849
3. 0.051
4. 3,104.109
5. 0.082
6. 45,359.237
7. 0.161
8. 11,793.402

Activity 4

1. >
 2. =
 3. =
 4. >
- *Explanation may vary.

Activity 5

1. .12 metric tonnes
2. 3.975 metric tonnes
3. 100 pcs of 10-kg bags of flour

Activity 6

1. 45,000
2. 360
3. 6,500
4. 5,000
5. 220
6. 0.00068
7. 0.00005
8. 0.0093
9. 0.093
10. 0.071

Activity 7

1. 76,000
2. 4,000
3. 48,000
4. 16
5. 32
6. 640
7. 592
8. 1
9. 1
10. 38,000

Activities 8-10

Answers may vary.



Copyright Notice

This resource is licensed under the [Creative Commons Attribution-NonCommercial 4.0](https://creativecommons.org/licenses/by-nc/4.0/) International license.

You are free to:

- **Share** — copy and redistribute the material in any medium or format
- **Adapt** — remix, transform, and build upon the material

Under the following terms:

- **Attribution** — You must give appropriate credit, provide a link to the license, and indicate if changes were made. You may do so in any reasonable manner, but not in any way that suggests the licensor endorses you or your use.
- **NonCommercial** — You may not use the material for commercial purposes.

For more information on this license, visit the following link:

<http://creativecommons.org/licenses/by-nc/4.0/>

Where possible, free-use images are sourced from online repositories such as Wikipedia and Wikimedia Commons. References and sources for images are provided in the speaker notes section of this document.

Thank you!



Thank you

Thank you so much for purchasing and downloading this resource.

We hope it has been useful for you in the classroom and that your students enjoy the activities.

For more teaching and homeschooling resources like this, don't forget to [come back](#) and download the new material we add every week!

Thanks for supporting **Helping With Math**. We can provide teachers with low-cost, high-quality teaching and homeschooling resources because of our loyal subscribers and hope to serve you for many years to come.

- The Entire Helping With Math Team :)

