



Helping With Math

USA
GRADES


Rounding Whole Numbers (Tens and Hundreds)

Suitable for students
aged 7-9



This pack is suitable for learners aged 7-9 years old or 3rd to 4th graders (USA). The content covers fact files and relevant basic and advanced activities involving rounding whole numbers to the nearest tens and hundreds.

Rounding numbers is the process of making a number simpler but keeping its value close to what it was. The result is an estimated value (not the exact or actual) and is easier to understand but less accurate.



We are rounding numbers in our everyday lives without even realizing it. For example, your friend asks you how many pages of worksheets were you able to finish last week? You might say that you finished about 20 pages. It may be 15 or 22, but you know you finished about 20 pages, so you round to the nearest ten.



ROUNDING TO THE NEAREST TENS




We will use the number line to visualize how rounding to the nearest tens is done.

Is **12** closer to **10** or **20**?



Number **12** is between **10** and **20** on the number line. As you can see, **12** is closer because it is only **2 steps away** from **10** and **8 steps away** from **20**. So, we **round down 12 to 10**.

It is also easy to round numbers to the nearest tens even without the number line, just follow the steps.



Step 1: Identify and underline the rounding digit (**tens digit**) to avoid confusion when rounding large numbers.

Step 2: Look at the digit in the **one's place**.

Step 3: Follow the rounding rules.

- ★ If the digit in the ones place is 0, 1, 2, 3, or 4, you need to round down the number. To do it, copy the rounding digit.
- ★ If the digit in the ones place is 5, 6, 7, 8, or 9, you need to round up the number. To do it, add 1 to the rounding digit.


Step 4: Change all the digit/s to its right to zero.

Step 5: All the digit/s to the left remain the same.

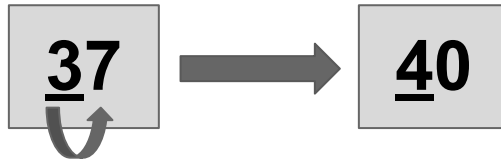


ROUNDING TO THE NEAREST TENS

Let's apply the rules in some examples.




1. Round 37 to the nearest tens.



Underline 3, since it is in the **tens** place;
look at the digit in the ones place;
 $7 > 5$, so we **round it up**, **add 1 to 3** that is **4**; and
7 will turn into zero.


37 is 40 when rounded to the nearest tens.

2. Round 821 to the nearest tens.




Underline 2, since it is in the **tens** place;
look at the digit in the ones place;
 $1 < 5$, so we **round it down**, **2 will remain**;
1 will turn into zero; and
copy the digit to its left (hundreds place).

821 is 820 when rounded to the nearest tens.

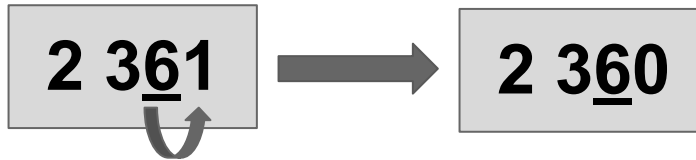


ROUNDING TO THE NEAREST TENS

Let's apply the rules in some examples.



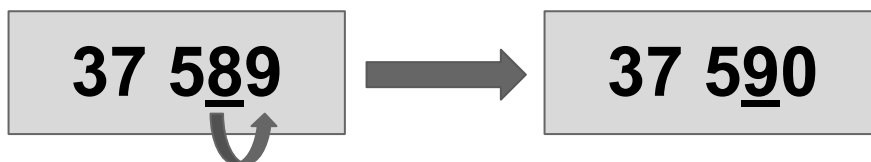
3. Round 2 361 to the nearest tens.



Underline 6, since it is in the **tens** place;
look at the digit in the ones place;
 $1 < 5$, so we **round it down**, **6 will remain**;
1 will turn into zero; and
copy the digit to its left (hundreds and thousands place).

2 361 is 2 360 when rounded to the nearest tens.

4. Round 37 589 to the nearest tens.




Underline 8, since it is in the **tens** place;
look at the digit in the ones place;
 $9 > 5$, so we **round it up**, **add 1 to 8 that is 9**;
9 will turn into zero; and
copy the digit to its left (hundreds, thousands, and ten thousands place).

37 589 is 37 590 when rounded to the nearest tens.



ROUNDING TO THE NEAREST HUNDREDS



Let's now round numbers to the nearest hundreds.

1. Round 621 598 to the nearest hundreds.

621 598 → 621 600

Underline 5, since it is in the **hundreds** place;
look at the digit in the **tens** place;
9 > 5, so we **round it up**, **add 1** to 5 that is **6**;
9 and 8 will turn into **zeros**; and
copy all the digits to its **left** (**thousands, ten thousands, and hundred thousands** place).

621 598 is 621 600 when rounded to the nearest hundreds.

2. Round 2 811 742 to the nearest hundreds.

2 811 742 → 2 811 700

Underline 7, since it is in the **hundreds** place;
look at the digit in the **tens** place;
4 < 5, so we **round it down**, **7** will remain;
4 and 2 will turn into **zeros**; and
copy all the digits to its **left** (**thousands, ten thousands, hundred thousands, and millions** place).

2 811 742 is 2 811 700 when rounded to the nearest hundreds.



TABLE OF ACTIVITIES

Ages 7-8 (Basic)		<u>3rd Grade</u>
1	Get the Seashells	
2	Round it with Crabby	
3	When You Sea It	
4	Round Deeper	
5	Ship Explorer	
Ages 8-9 (Advanced)		<u>4th Grade</u>
6	Penny Penguin	
7	Jellyfishing	
8	Finding Baby Shark	
9	Star of the Sea	
10	Ninja Saves the Turtles	



GET THE SEASHELLS

G3

Basic

Let's get it! You need to round the numbers in each seashell to the nearest tens to get them under the sea.

56

32

1.

2.



14



75

4.

3.

88



99

5.

6.




ROUND IT WITH CRABBY

G3
Basic

Help Crabby go back to the sea by rounding each number that he will encounter to the nearest tens.

Hi! I am Crabby! I am happy that you will help me go back to the sea!



1

562

2

320



3

989




5

477

4

899



6

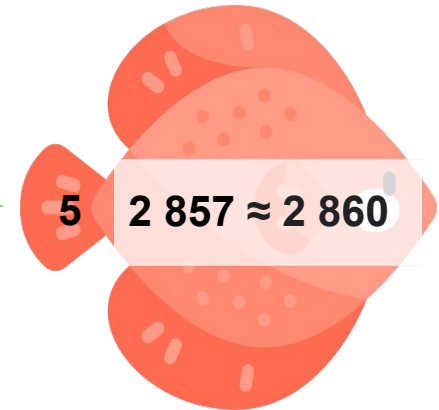
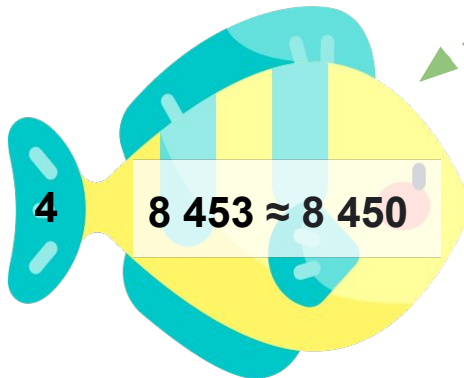
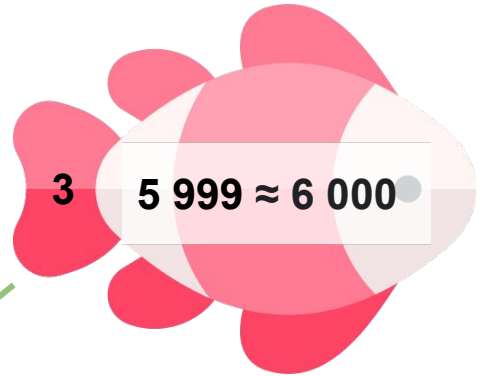
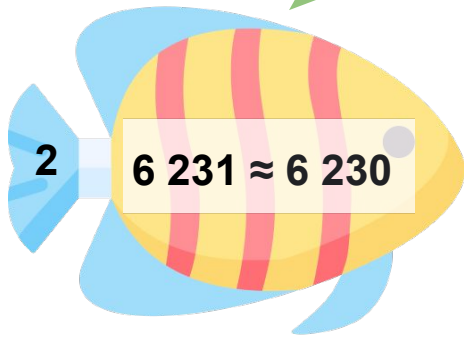
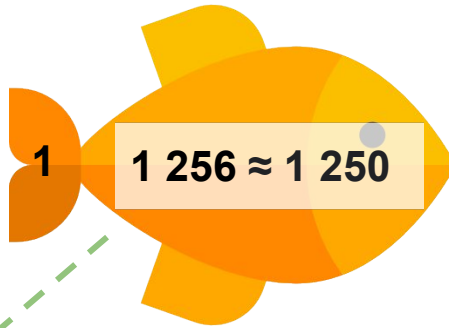
134



WHEN YOU SEA IT

G3
Basic

Look at the fishes! Check (✓) the fish with a correct rounded number to the nearest tens and cross out (X) the fish with incorrect rounded numbers.



ROUND DEEPER

G3
Basic

Benjamin is a diver, and he will look at a shipwreck in the Caribbean Sea to discover its hidden past. Help him enter each part of the shipwreck by rounding the numbers to the nearest tens.



Hi! I am Benjamin! I am thankful that you will help me explore the shipwreck. Let's have fun!

1. 23 256 \approx _____

2. 44 394 \approx _____

3. 92 633 \approx _____

4. 51 111 \approx _____


5. 79 280 \approx _____




SHIP EXPLORER

G3
Basic

Let's go and sail! Explore the different kinds of ships in the ocean by rounding each number to the nearest tens.



1. $322\ 628 \approx$ _____




2. $687\ 524 \approx$ _____



3. $100\ 365 \approx$ _____



4. $455\ 889 \approx$ _____




5. $920\ 000 \approx$ _____



PENNY PENGUIN

G4
Advanced

Penny Penguin wants to say something to you! Unlock the hidden message by rounding each number to the nearest hundreds.



_____ !
300 900 500 100 800 200 500

N 721 \approx _____

A 255 \approx _____

R 605 \approx _____

E 478 \approx _____

S 99 \approx _____

W 850 \approx _____

M 163 \approx _____

U 599 \approx _____

O 801 \approx _____

J 449 \approx _____



JELLYFISHING

G4
Advanced

Be ready! You will go jellyfishing with Spongebob and help him round the given numbers to the nearest hundreds to catch the jellyfishes.



1. 2 365 \approx _____



2. 4 132 \approx _____



3. 9 520 \approx _____



"I'm ready,
I'm ready!"



4. 6 899 \approx _____



5. 7 185 \approx _____




6. 937 \approx _____




FINDING BABY SHARK

G4
Advanced


Help the mother sharks find their baby sharks by matching the correct rounded numbers to the nearest hundreds.



1. 32 852




A. 32 300



2. 32 325



B. 32 900



3. 32 445



C. 32 400



STAR OF THE SEA

G4
Advanced

Identify which starfish have numbers that were rounded to the nearest hundred.

A. 520

B. 2 600

C. 63 100

D. 1 631

E. 222 021



The image features a central clam with a pearl, surrounded by five starfish and a seahorse. Lines connect the starfish to form a network. The numbers are: A. 520, B. 2 600, C. 63 100, D. 1 631, and E. 222 021. The background includes illustrations of blue and orange fish, a pink seahorse, and a yellow fish near coral and bubbles.



NINJA SAVES THE TURTLES

G4
Advanced

Save the turtles! Imagine you are a ninja and your goal is to save the turtles. You need to round each number to the nearest hundreds to do it.




1. 1 365 451 \approx _____


2. 6 233 897 \approx _____



3. 8 654 110 \approx _____



4. 7 966 745 \approx _____



5. 2 978 154 \approx _____



ANSWER GUIDE

Activity 1

- | | | |
|--------|-------|--------|
| 1. 60 | 3. 80 | 5. 90 |
| 2. 130 | 4. 10 | 6. 100 |

Activity 2

- | | | |
|--------|--------|--------|
| 1. 560 | 3. 990 | 5. 480 |
| 2. 320 | 4. 900 | 6. 130 |

Activity 3

- | | | |
|------|------|------|
| 1. ✗ | 3. ✓ | 5. ✓ |
| 2. ✓ | 4. ✓ | |

Activity 4

- | | | |
|-----------|-----------|-----------|
| 1. 23 260 | 3. 92 630 | 5. 79 280 |
| 2. 44 390 | 4. 51 110 | |

Activity 5

- | | | |
|------------|------------|------------|
| 1. 322 630 | 3. 100 370 | 5. 920 000 |
| 2. 687 520 | 4. 455 890 | |



ANSWER GUIDE

Activity 6

HIDDEN MESSAGE - AWESOME!

Activity 7

1. 2 400
2. 4 100

3. 9 500
4. 6 900

5. 7 200
6. 1 000

Activity 8

1. B

2. A

3. C

Activity 9

LETTERS B and C

Activity 10

1. 1 365 500
2. 6 233 900

3. 8 645 100
4. 7 966 700

5. 2 978 200



Copyright Notice

This resource is licensed under the [Creative Commons Attribution-NonCommercial 4.0](https://creativecommons.org/licenses/by-nc/4.0/) International license.

You are free to:

- **Share** – copy and redistribute the material in any medium or format
- **Adapt** – remix, transform, and build upon the material

Under the following terms:

- **Attribution** – You must give appropriate credit, provide a link to the license, and indicate if changes were made. You may do so in any reasonable manner, but not in any way that suggests the licensor endorses you or your use.
- **NonCommercial** – You may not use the material for commercial purposes.

For more information on this license, visit the following link:

<http://creativecommons.org/licenses/by-nc/4.0/>

Where possible, free-use images are sourced from online repositories such as Wikipedia and Wikimedia Commons. References and sources for images are provided in the speaker notes section of this document.

Thank you!



Thank you

Thank you so much for purchasing and downloading this resource.

We hope it has been useful for you in the classroom and that your students enjoy the activities.

For more teaching and homeschooling resources like this, don't forget to [come back](#) and download the new material we add every week!

Thanks for supporting **Helping With Math**. We can provide teachers with low-cost, high-quality teaching and homeschooling resources because of our loyal subscribers and hope to serve you for many years to come.

- The Entire Helping With Math Team :)

