



3rd  
Basic

4th  
Advanced

# Helping With Math

USA  
GRADES

## Perimeter of a Square

Suitable for students  
aged 7-9



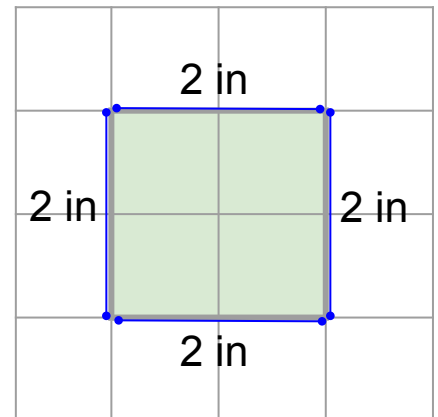
This pack is suitable for learners aged 7-9 years old or 3rd to 4th graders (USA). The content covers fact files and relevant basic and advanced activities involving perimeter of a square.

**Perimeter** is the total length or distance of all sides of a shape.

Example:


$$\begin{array}{r} 2 \text{ in} \\ + 2 \text{ in} \\ + 2 \text{ in} \\ + 2 \text{ in} \end{array}$$

*Perimeter = 8 inches*



The **perimeter of a square** is the total length of its four equal sides.

Since a square has four equal sides, we can use one side of the square to find out its perimeter by multiplying it to four.

**4 x length of one side of a square**  
(Ex.  $4 \times 2 \text{ inches} = 8 \text{ inches}$ )



*New Year's Day is the celebration for beginning of a new calendar year. For a part of the world, this happens on January 1 based on the Gregorian calendar.*

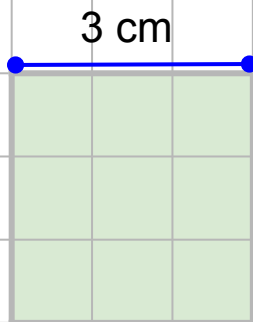


## MEASURING THE PERIMETER OF A SQUARE

1. Identify the measurements of the square's side
2. Make sure that all units of measurement are the same
3. Once you have identified the measurement of one side, multiply the measurement by four to get the perimeter.

**4 x length of one side of a square**

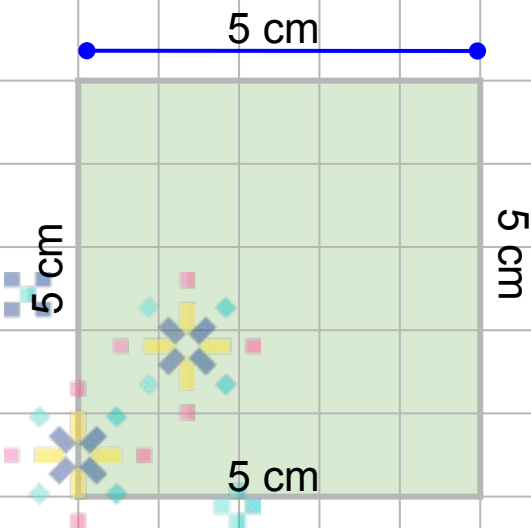
**Example 1.**



**Solution:**  $4 \times 3 \text{ cm} = 12 \text{ cm}$

$3\text{cm} + 3\text{cm} + 3\text{cm} + 3\text{cm} = 12\text{cm}$

**Example 2.**




**Solution:**  $4 \times 5 \text{ cm} = 20 \text{ cm}$

$5\text{cm} + 5\text{cm} + 5\text{cm} + 5\text{cm} = 20\text{cm}$



## PERIMETER OF A SQUARE EXERCISES

1.



2.



10 cm



# TABLE OF ACTIVITIES

<b>Ages 7-8</b> (Basic)		<u>3rd Grade</u>
1	Times Square Countdown	
2	Happy New Year!	
3	Fiery Fireworks	
4	January 1	
5	New Year's Day	
<b>Ages 8-9</b> (Advanced)		<u>4th Grade</u>
6	New Year's Party	
7	New Year's Resolutions	
8	Around The World	
9	Auld Lang Syne	
10	New Beginnings	

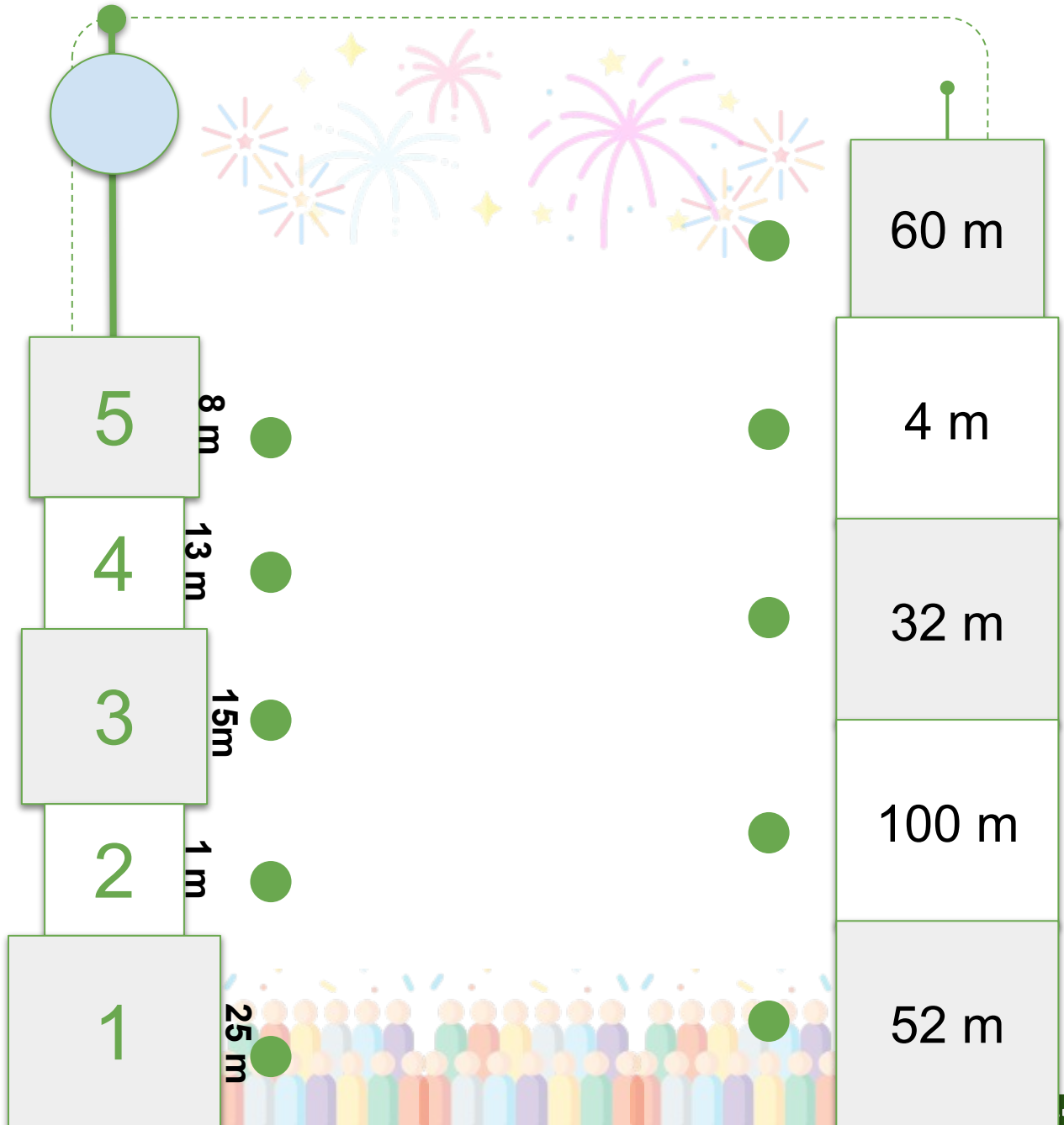


# TIMES SQUARE COUNTDOWN

G3

Basic

The New York City's annual Times Square ball drop was first done on December 31, 1907 to welcome 1908. Join the countdown and connect each square from the One Times Square building by drawing a line on the left to its perimeter on the building to the right.

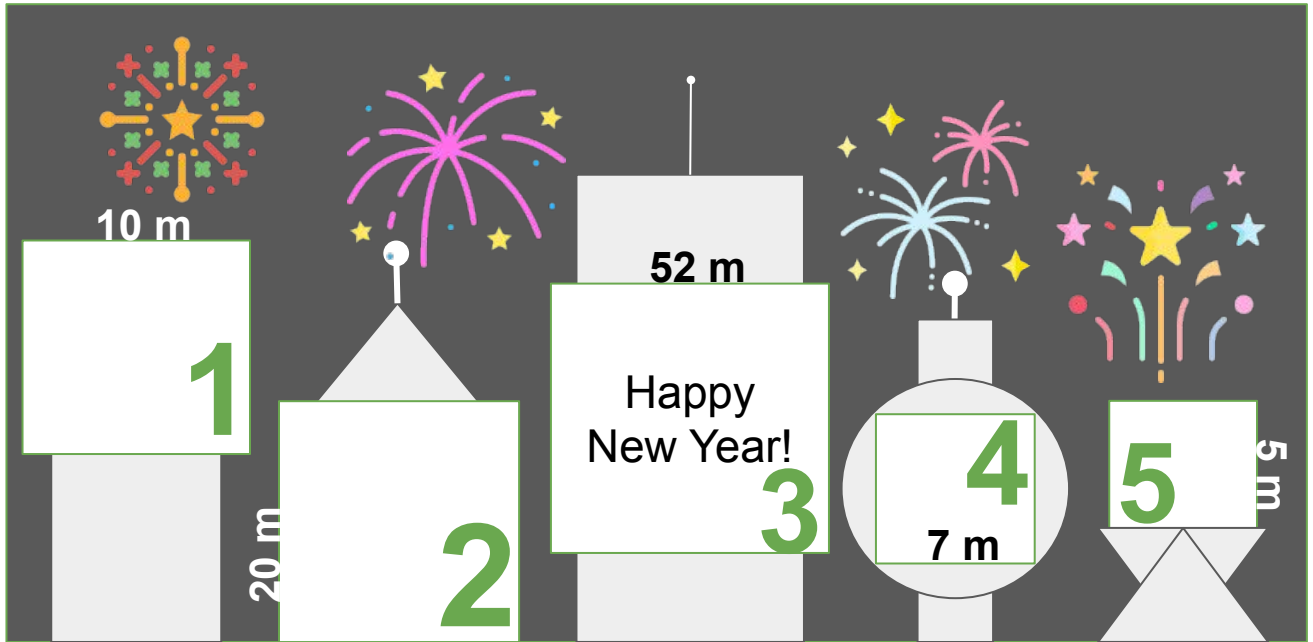


# HAPPY NEW YEAR!

G3

Basic

Happy New Year! Calculate the perimeter of the numbered squares of each building based on the side measurements. Show your solutions in the space provided below.



1.

2.

3.

4.

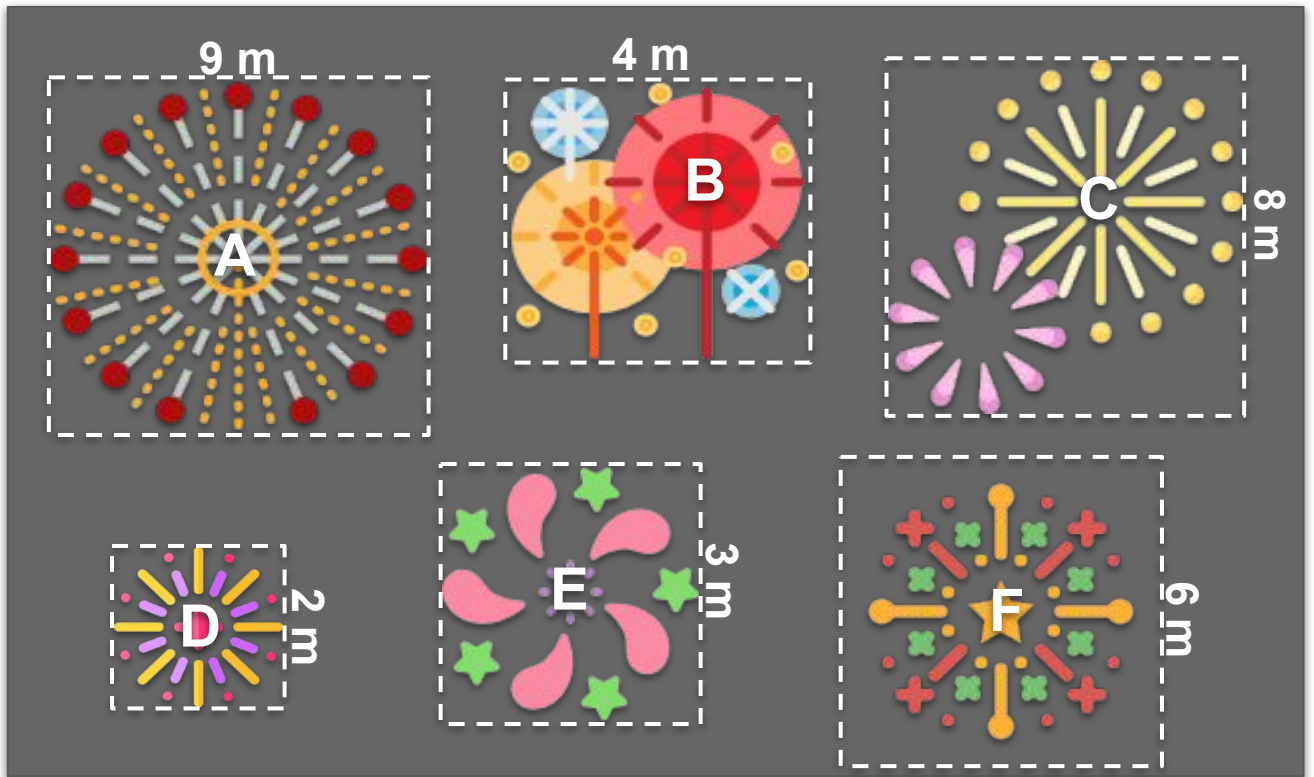
5.








# FIERY FIREWORKS

G3  
Basic

New Year's Eve firework displays are fun to watch with all their colorful shapes and sizes. Match the person to the square perimeter of their lit firework. Write the letter of your answer in the space provided.



Person	 Jim	 Ana	 Kit	 Jen	 Ric
Firework Perimeter	24 m	16 m	8 m	36 m	12 m
Answer					



# JANUARY 1

G3  
Basic

New Year, January 1, is from the Gregorian calendar or the solar dating calendar, which is based on the time it takes for the Earth to revolve around the sun. Calculate the perimeter of the shaded area on each calendar month below. Show and explain your solutions. *Note: Each square of the grid has a side of 1 cm.*

1.

December 2021

Su	Mo	Tu	We	Th	Fr	Sa
28	29	30	1	2	3	4
5	6	7	8	9	10	11
12	13	14	15	16	17	18
19	20	21	22	23	24	25
26	27	28	29	30	31	

Solution/Explanation:

2.

January 2022

Su	Mo	Tu	We	Th	Fr	Sa
26	27	28	29	30	31	1
2	3	4	5	6	7	8
9	10	11	12	13	14	15
16	17	18	19	20	21	22
23	24	25	26	27	28	29
30	31					

Solution/Explanation:






# NEW YEAR'S DAY

G3  
Basic

Another year over, another year begins. It's New Year's Day! Start the new year and answer each problem below. Show your solution.

1. The perimeter of a square is 36m, what is the length of its sides?

Solution:



2. One side of a square is 5 inches, what is the perimeter of this square?

Solution:

3. The total of two sides of a square is 14 cm, what is the perimeter of this square?

Solution:



4. The perimeter of a square is 68 inches, what is the length of its side?

Solution:



# NEW YEAR'S PARTY

G4  
Advanced

Let us celebrate the New Year with a party. Assist with the preparations by answering each word problem. Show your solutions.

1. Decorate the square gazebo in the backyard for the new year. A string of bunting is 6 meters long and can cover two sides of the square gazebo. What is the length of one side of the gazebo? And what is perimeter of this square?

Solution:



2. For this coming New Year's party, the family decided to make a dance video of themselves welcoming the new year. Four family members will join. Person A and Person B will stand in front beside each other 5 feet apart. Person C and D will have to follow them. They will dance in a square formation. What is the perimeter of this square?

Solution:



# NEW YEAR'S RESOLUTIONS

G4  
Advanced

Some people note down goals or resolutions to achieve in the new year. Go through the list of suggested goals and encircle the letter containing the correct side length that matches the square perimeter in each number.

1. Eat healthier



Perimeter:  
54 cm

a. 11 cm      b. 13.5 cm      c. 12 cm

2. Exercise everyday



Perimeter:  
86 cm

a. 20.5 cm      b. 19.5 cm      c. 21.5 cm

3. Learn a new skill



Perimeter:  
125 cm

a. 31.25      b. 25.25 cm      c. 30.25 cm

4. Enjoy nature



Perimeter:  
92 cm

a. 23 cm      b. 22 cm      c. 24 cm

5. Read more books



Perimeter:  
32 cm

a. 7 cm      b. 9 cm      c. 8 cm



All around the world, we have different ways of welcoming the new year. Learn some New Year's trivia. Encircle the letter of the correct answer in each number and show your solution.

1. It is a tradition in Spain to eat 12 grapes on New Year's eve. The 12 grapes symbolize 12 lucky months ahead. At the supermarket, the grapes are stored in square boxes with one side measuring 24 cm. What is the perimeter of this square?



a. 86 cm

c. 76 cm

b. 96 cm

d. 106 cm



Solution:

2. Samoa is the first country to experience the New Year. In Samoan celebrations, to cook their feast, they use a traditional *umu* - an above-ground oven of hot stones. To create the *umu*, let us begin by creating a square wooden border that has a perimeter of 140 inches. How long should each wooden side measure?



a. 30 inches

c. 25 inches

b. 15 inches

d. 35 inches



Solution:



# AULD LANG SYNE

G4  
Advanced

Auld Lang Syne is a popular song played in the New Year, which means "old long since" in Scots. Sing along and encircle the letter of the square with the wrong perimeter based on the side. Calculate for the correct perimeter of the square.

1.                      a.                      b.                      c.                      Correct Perimeter:

128 m	165 m	136 m
32 m	41 m	35 m

 Should auld acquaintance be forgot and never brought to mind? 

2.                      a.                      b.                      c.                      Correct Perimeter:

73 in	64 in	50 in
18 in	16 m	12.5 in

 Should auld acquaintance be forgot... 

3.                      a.                      b.                      c.                      Correct Perimeter:

268 cm	256 cm	281 cm
67 cm	64 cm	70 cm

 .and days of auld lang syne? 



A new year may provide the feeling of new beginnings or a blank page to draw your new plans. In the blank grids of each number, trace the square based on the perimeter given.

*Note: Each square in the grid has a side of 1 cm.*



1. Perimeter = 9 cm



2. Perimeter = 16 cm



3. Perimeter = 25 cm



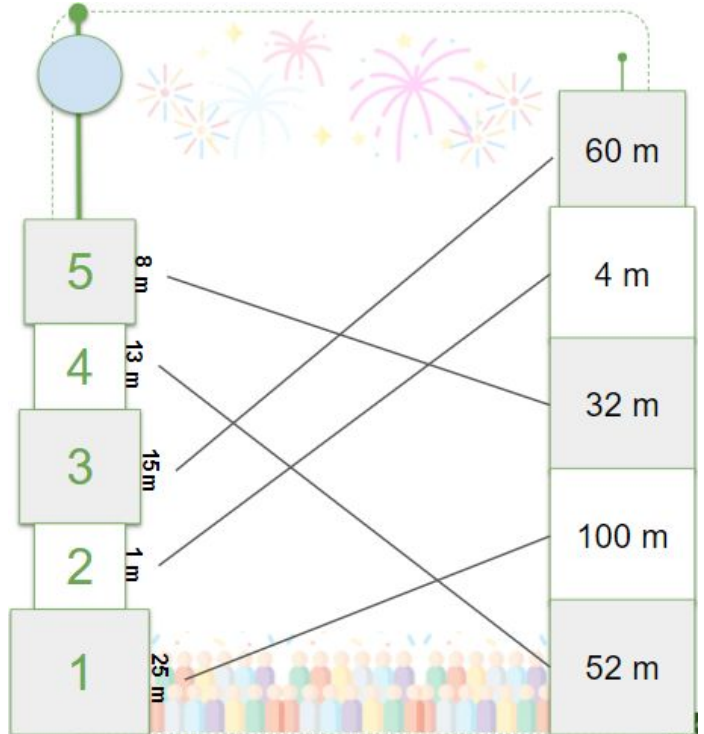
4. Perimeter = 36 cm



# ANSWER GUIDE

## Activity 1

1.  $25\text{ m} = 100\text{ m}$
2.  $1\text{ m} = 4\text{ m}$
3.  $15\text{ m} = 60\text{ m}$
4.  $13\text{ m} = 52\text{ m}$
5.  $8\text{ m} = 32\text{ m}$



## Activity 2

1.  $10\text{ m} \times 4\text{ sides} = \text{Perimeter } 40\text{ m}$
2.  $20\text{ m} \times 4\text{ sides} = \text{Perimeter } 80\text{ m}$
3.  $52\text{ m} \times 4\text{ sides} = \text{Perimeter } 208\text{ m}$
4.  $7\text{ m} \times 4\text{ sides} = \text{Perimeter } 28\text{ m}$
5.  $5\text{ m} \times 4\text{ sides} = \text{Perimeter } 20\text{ m}$

## Activity 3

1. Jim / Perimeter  $24\text{ m} = F / 6\text{m}$
2. Ana / Perimeter  $16\text{ m} = B / 4\text{m}$
3. Kit / Perimeter  $8\text{ m} = D / 2\text{ m}$
4. Jen / Perimeter  $36\text{ m} = A / 9\text{m}$
5. Ric / Perimeter  $12\text{ m} = E / 3\text{ m}$



# ANSWER GUIDE

## Activity 4

December 2021						
Su	Mo	Tu	Th	Fr	Sa	
	28	29	30	1	2	3
4	5	6	7	8	9	10
11	12	13	14	15	16	17
18	19	20	21	22	23	24
25	26	27	28	29	30	31

1. On one side of the shaded square, there are four shaded squares. Each side of the calendar grid measures 1 cm.

Therefore, 4 squares = 4 sides = total of 4 cm.

If each side of the whole shaded square measures 4 cm

$$4 \text{ cm} \times 4 \text{ sides} = \text{Perimeter } 16 \text{ cm}$$

January 2022						
Su	Mo	Tu	We	Th	Fr	Sa
	26	27	28	29	30	31
1	2	3	4	5	6	7
8	9	10	11	12	13	14
15	16	17	18	19	20	21
22	23	24	25	26	27	28
29	30	31				

2. On one side of the shaded square, there are six shaded squares. Each side of the calendar grid measures 1 cm.

Therefore, 6 squares = 6 sides = total of 6 cm

If each side of the whole shaded square measures 6 cm

$$6 \text{ cm} \times 4 \text{ sides} = \text{Perimeter } 24 \text{ cm}$$





# ANSWER GUIDE

## Activity 5

1. Perimeter = 36 m  
 $36 \text{ m} / 4 \text{ sides} = 9 \text{ m}$   
**Each side measures 9 m**
2. One side = 5 inches  
Perimeter = 5 inches x 4 sides  
**Perimeter = 20 inches**
3. Two sides = 14 cm  
 $14 \text{ cm} / 2 \text{ sides} = 7 \text{ cm}$   
Perimeter = 7 cm x 4 sides  
**Perimeter = 28 cm**
4. Perimeter = 54 inches  
 $68 \text{ in} / 4 \text{ sides} = 17 \text{ inches}$   
**Each side measures 17 inches**

## Activity 6

1. One string of bunting = Two sides  
Two sides = 6 meters  
 $6 \text{ meters} / 2 \text{ sides} = 3 \text{ meters}$   
  
One side is 3 meters  
  
 $3 \text{ meters} \times 4 \text{ sides} = 12 \text{ m}$   
**The perimeter of the square gazebo is 12 m.**
2. Person A to Person B = 5 feet  
Person C to Person D is the same.  
  
 $5 \text{ feet} \times 4 \text{ sides} = 20 \text{ feet.}$   
**The perimeter of the square dance formation is 20 feet.**



# ANSWER GUIDE

## Activity 7

1. B. 13.5 cm
2. C. 21.15 cm
3. A. 31.25 cm
4. A. 23 cm
5. C. 8 cm

## Activity 8

1. B. 96 cm

Solution:  $24 \text{ cm} \times 4 \text{ sides} = 96 \text{ cm}$

2. D. 35 inches

Solution:  $140 \text{ inches} / 4 \text{ sides} = 35 \text{ inches}$

## Activity 9

1. B. 165 m

Correct Perimeter:  $41 \text{ m} \times 4 \text{ sides} = 164 \text{ m}$

2. A. 73 in

Correct Perimeter:  $18 \text{ in} \times 4 \text{ sides} = 72 \text{ in}$

3. C. 281 cm


Correct Perimeter:  $70 \text{ cm} \times 4 \text{ sides} = 280 \text{ cm}$




# ANSWER GUIDE

## Activity 10


1. Perimeter = 9 cm




2. Perimeter = 16 cm



3. Perimeter = 25 cm



4. Perimeter = 36 cm



# Copyright Notice

This resource is licensed under the [Creative Commons Attribution-NonCommercial 4.0](https://creativecommons.org/licenses/by-nc/4.0/) International license.

You are free to:

- **Share** – copy and redistribute the material in any medium or format
- **Adapt** – remix, transform, and build upon the material

Under the following terms:

- **Attribution** – You must give appropriate credit, provide a link to the license, and indicate if changes were made. You may do so in any reasonable manner, but not in any way that suggests the licensor endorses you or your use.
- **NonCommercial** – You may not use the material for commercial purposes.

For more information on this license, visit the following link:

<http://creativecommons.org/licenses/by-nc/4.0/>

Where possible, free-use images are sourced from online repositories such as Wikipedia and Wikimedia Commons. References and sources for images are provided in the speaker notes section of this document.

Thank you!



# Thank you

Thank you so much for purchasing and downloading this resource.

We hope it has been useful for you in the classroom and that your students enjoy the activities.

For more teaching and homeschooling resources like this, don't forget to [come back](#) and download the new material we add every week!

Thanks for supporting **Helping With Math**. We can provide teachers with low-cost, high-quality teaching and homeschooling resources because of our loyal subscribers and hope to serve you for many years to come.

- The Entire Helping With Math Team :)

