



3rd Basic
4th Advanced

Helping With Math

USA
GRADES


Time Phrases

*Suitable for students
aged 7-9*



This pack is suitable for learners aged 7-9 years old or 3rd and 4th grades (USA). The content covers fact files and relevant basic and advanced activities involving Time Phrases.

It's Las Posadas again! Are you ready for the upcoming parties?



Las Posadas is celebrated starting from December 16 to December 24, to commemorate the journey of Joseph and pregnant Mary in search of a safe refuge where Mary could give birth to baby Jesus.

Now, there is a clock below, can you tell what time is it?



_____ : _____

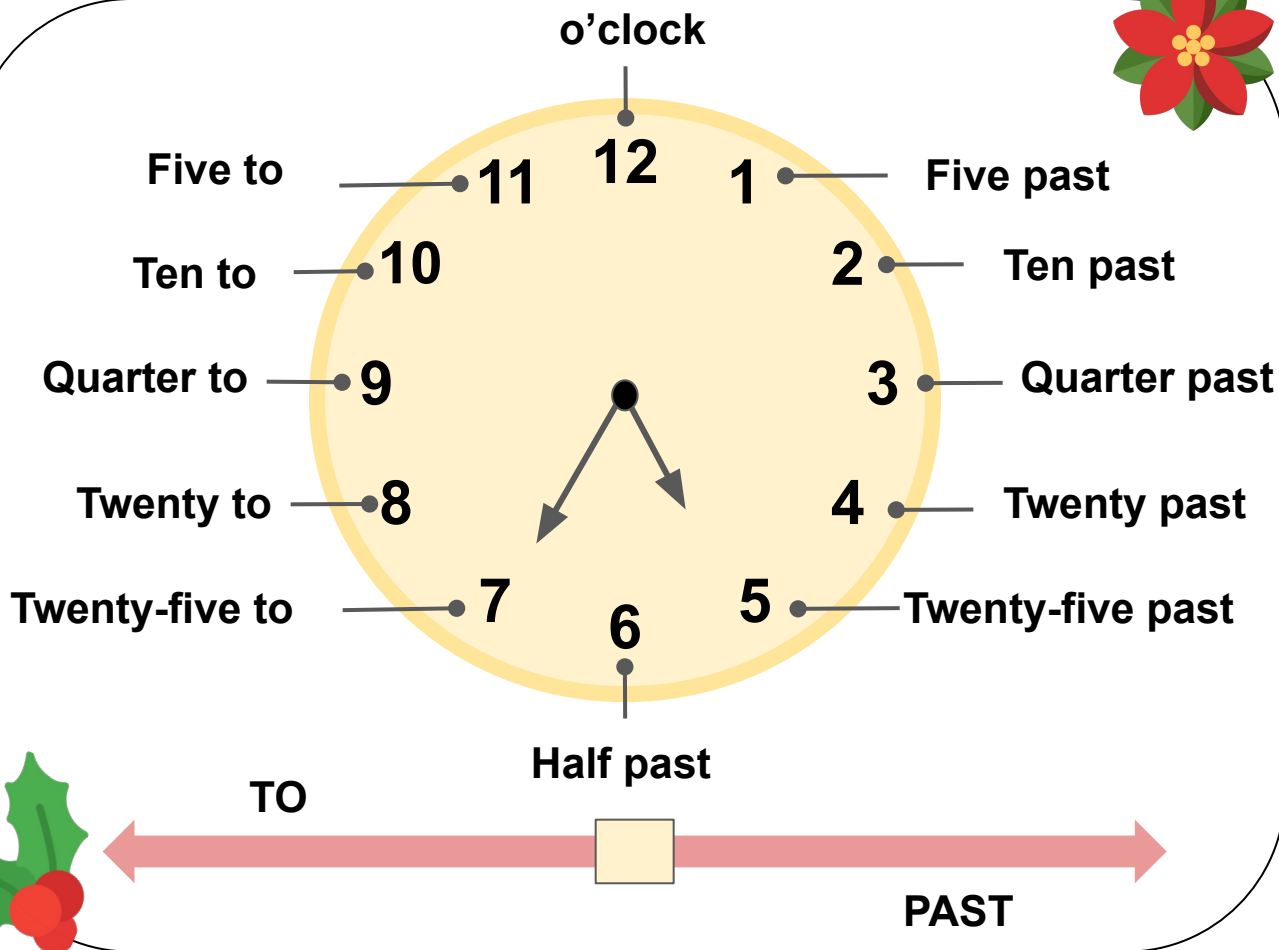

Time Phrases

Time phrases are expressions or group of words used to describe when a certain action occurred or to indicate the duration of the action.



TIME PHRASES


We can also tell the time using phrases just by looking at the hands of the clock. Take a look at the watch below.



Twenty Five to Five

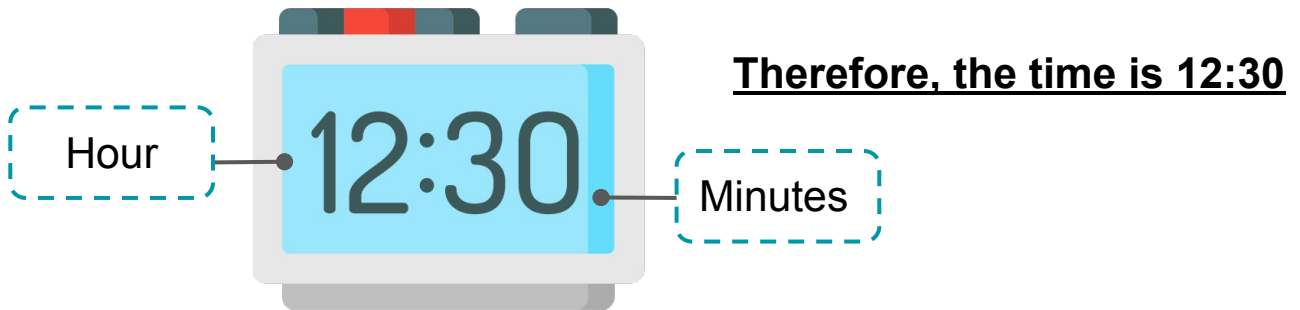
This is the minutes. It is where the long hand points.

This is the hour and this is where the short hand points.

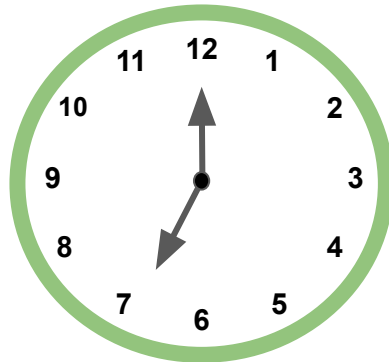


APPLICATION

Do you remember how to read time in a digital format? Let's recall what the parts are.



Now, can you tell the time in the clock using time phrases and in digital format?



IT'S TRIVIA TIME!

Las Posadas is celebrated nine days before Christmas day. People in Mexico celebrate it through parties. In those nine days, each night, a different household hosts the Posadas Party.



TABLE OF ACTIVITIES

Ages 7-8 (Basic)		<u>3rd Grade</u>
1	Dizzy Schedule	
2	Mass for Everyone	
3	Journey of Joseph and Mary	
4	Order of Procession	
5	Las Posadas Around the World	
Ages 8-9 (Advanced)		<u>4th Grade</u>
6	Color the Inn!	
7	December Calendar	
8	Designing Piñata	
9	Noche Buena	
10	Las Posadas Bingo	



DIZZY SCHEDULE

G3

Basic

Latin Americans held events during Las Posadas, and their schedules were full. Convert the time phrases into a digital format and arrange them to organize the events below.

1 Half past two ➔

2 Three o'clock ➔

3 Half past eight ➔

4 Half past seven ➔

5 Five o'clock ➔

ORDER OF EVENTS



1. Opening Ceremony _____
2. Procession _____
3. Mass _____
4. Nativity Scene _____
5. Party Games _____



MASS FOR EVERYONE

G3
Basic

Mass is essential every Las Posadas as they commemorate the journey of Joseph and Mary. Connect the digital format of time to the column of time phrases.



DIGITAL
FORMAT

TIME
PHRASES

1

5:30



Half past six

2

7:00



Ten o'clock

3

12:30



Half after five

4

10:00



Seven o'clock

5

6:30



Half past
twelve



JOURNEY OF MARY AND JOSEPH

G3
Basic

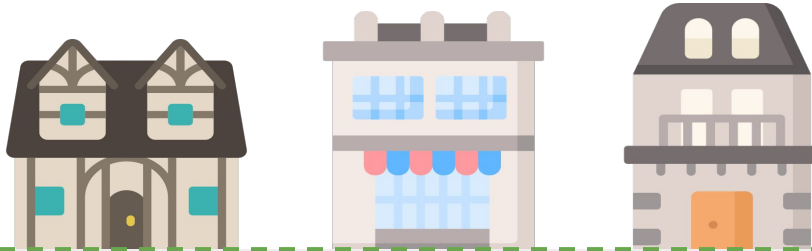
People refused to give Joseph and Mary a place to stay as they traveled through the houses and inns. Carefully read the questions and determine the right time phrases and their digital format.



- 1 What if I am a clock and my small hand points at 11 while my longhand points at 6. What time is it?

Digital Format


Time Phrase



- 2 If my longhand points toward 12 and my small hand is also at 12, can you write what time it is?

Digital Format

Time Phrase



- 3 What if you are a clock and your small hand points at six and your other hand points at six too. What time is it?

Digital Format

Time Phrase



ORDER OF PROCESSION

G3
Basic

The procession is a tradition where people walk in the streets dressed like Mary and Joseph. Change the digital format to time phrases. Choose your answer below and write the answer in the space.



A child dressed an angel leads the procession

1

3:30



2

1:00

Procession is always refused lodging



3

4:30

Hosts provide refreshments



4

9:00

Each stop passages of scriptures are read



5

5:00

Mass is held after the procession

Nine o'clock
Half past four
Half past three

One o'clock
Five o'clock




LAS POSADAS AROUND THE WORLD!

G3

Basic

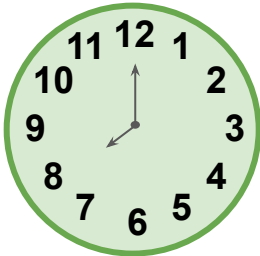
Different countries celebrate Las Posadas in their own culture. Look at the clock's hands and write what the time in the clock tells in time phrases.

1




Guatemala

2



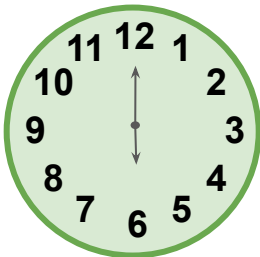
Spain

3




Cuba

4



Mexico

5



United States
of America

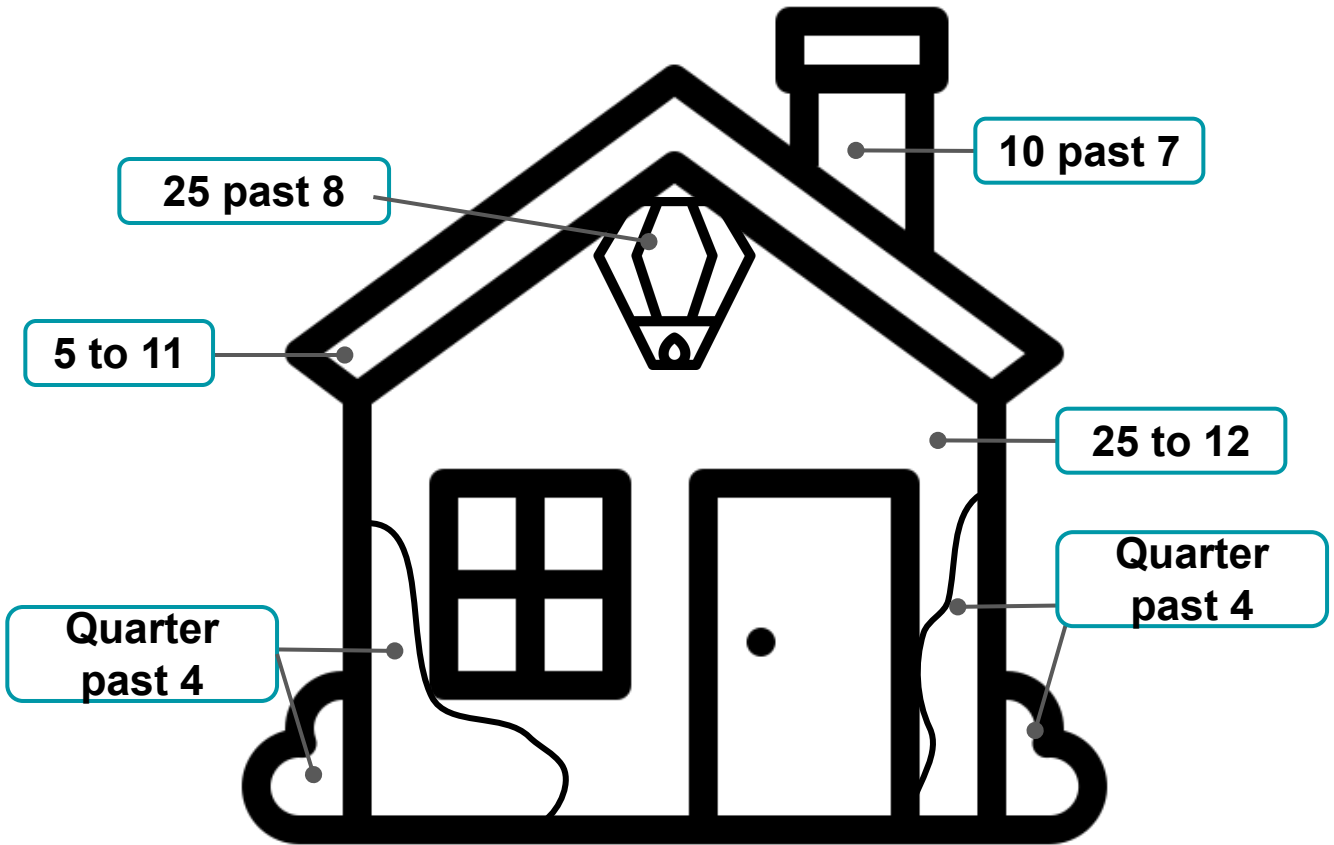


COLOR THE INN!

G4
Advanced

Each house is decorated with evergreens, moss, and paper lanterns. Decorate your own house too! Color the parts of the house with the corresponding color below.

Color the remaining parts according to your liking!



11:35	Light Yellow
10:55	Red
4:15	Green
8:25	Orange
7:10	Gray



DECEMBER CALENDAR

G4
Advanced

People's calendars are marked up every December. Let's make the calendar fuller! Write the appropriate digital format of the time phrases in the calendar.

D E C E M B E R



Blank calendar cell for Dec 15

Blank calendar cell for Dec 16

Blank calendar cell for Dec 17

Dec 16
Quarter
past
five

Dec 17
Quarter
to nine

5:15

Blank digital time input box

Dec 18
Twenty
five to
five

Dec 19
Five to
Three

Dec 20
Twenty
five
past
two

Dec 21
Five
past
twelve

Dec 22
Ten
o'clock

Blank digital time input box

Blank digital time input box

Blank digital time input box

Blank digital time input box

Blank digital time input box

Dec 23
Ten to
eleven

Dec 24
Half
past
seven

Blank calendar cell for Dec 25

Blank calendar cell for Dec 26

Blank calendar cell for Dec 27

Blank digital time input box

Blank digital time input box



DESIGNING PIÑATA

G4
Advanced

Piñatas are widely known in Posadas parties. Can you make your piñata? Convert the time phrases below. Cut the figures with your answer and paste them into the part of the piñata.

① Quarter past 9


5 past 11 ④

② 20 past 9


20 to 8 ⑤

③ 25 to 1


10 past 4 ⑥



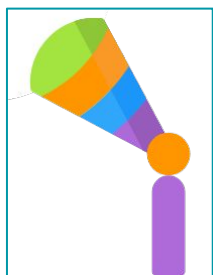
12:35



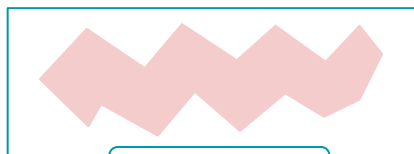
7:40




9:15



4:10



9:20



11:05



NOCHE BUENA

G4
Advanced


Noche Buena is Christmas eve and taken as the family day. Solve the problems in the tables and write your answers in the space given.



1. Gabby is going to the family dinner for the Noche Buena. He was supposed to arrive at 5:00, but he came at quarter past five. What time does he arrive?



2. Sharon is baking cookies for the kids in the Noche Buena. However, she forgot to remove the cookies in the oven at 4:30 and released the cookies from twenty to five. What time did she remove the cookies from the oven?



3. Harry is in charge of playing the music. He should play the music quarter to 10, but he played it at nine o'clock. What time did Harry play the music?



LAS POSADAS BINGO!

G4
Advanced

Symbols of Christmas Day are evident in Las Posadas. Determine the right time phrase of the digital format in the boxes. Refer to the legends and cut and paste the symbols to the digital form.

8:35	12:20	5:40	7:50
7:05	12:35	10:05	1:20
11:50	6:20	3:35	12:50
9:40	2:50	1:40	2:35



Five past



Ten to



Twenty Past



Twenty to



Twenty Five to



ANSWER GUIDE

Activity 1

1. 2:30
2. 3:00
3. 8:30
4. 7:30
5. 5:00

Activity 2

1. Half after five
2. Seven o'clock
3. Half past twelve
4. Ten o'clock
5. Half past six

Activity 3

1. 11:30 - Half past eleven
2. 12:00 - Twelve o'clock
3. 6:30 - Half past six

Activity 4

1. Half past 3
2. One o'clock
3. Half past 4
4. Nine o'clock
5. Five o'clock

Activity 5

1. Half Past 9
2. 8 o'clock
3. Half past 11
4. 6 o'clock
5. Half past 10

Activity 6

1. 10 past 7 - 7:10
2. 25 past 8 - 8:25
3. 5 to 11 - 10:55
4. Quarter past 4 - 4:15
5. 25 to 12 - 11:35

Activity 7

- | | |
|---------------|----------------|
| Dec 16 - 5:15 | Dec 21 - 12:05 |
| Dec 17 - 8:45 | Dec 22 - 10:00 |
| Dec 18 - 4:35 | Dec 23 - 10:50 |
| Dec 19 - 2:55 | Dec 24 - 7:30 |
| Dec 20 - 2:25 | |

Activity 8

- | | |
|----------|---------|
| 1. 9:15 | 6. 4:10 |
| 2. 9:20 | |
| 3. 12:35 | |
| 4. 11:05 | |
| 5. 9:40 | |

Activity 10

- 8:35, 12:35, 3:35, 2:35 - Twenty five to
12:20, 1:20, 6:20 - Twenty past
7:05, 10:05 - Five past
7:50, 11:50, 12:50, 2:50 - Ten to
5:40, 1:40, 9:40 - Twenty to

Activity 9

1. 5:15
2. 4:40
3. 9:00



Copyright Notice

This resource is licensed under the [Creative Commons Attribution-NonCommercial 4.0](https://creativecommons.org/licenses/by-nc/4.0/) International license.

You are free to:

- **Share** – copy and redistribute the material in any medium or format
- **Adapt** – remix, transform, and build upon the material

Under the following terms:

- **Attribution** – You must give appropriate credit, provide a link to the license, and indicate if changes were made. You may do so in any reasonable manner, but not in any way that suggests the licensor endorses you or your use.
- **NonCommercial** – You may not use the material for commercial purposes.

For more information on this license, visit the following link:

<http://creativecommons.org/licenses/by-nc/4.0/>

Where possible, free-use images are sourced from online repositories such as Wikipedia and Wikimedia Commons. References and sources for images are provided in the speaker notes section of this document.

Thank you!



Thank you

Thank you so much for purchasing and downloading this resource.

We hope it has been useful for you in the classroom and that your students enjoy the activities.

For more teaching and homeschooling resources like this, don't forget to [come back](#) and download the new material we add every week!

Thanks for supporting **Helping With Math**. We can provide teachers with low-cost, high-quality teaching and homeschooling resources because of our loyal subscribers and hope to serve you for many years to come.

- The Entire Helping With Math Team :)

