



2nd
Basic

3rd
Advanced

Helping With Math

USA
GRADES

Addition of 3-Digit Numbers

*Suitable for students
aged 6-8*



This pack is suitable for learners aged 6-8 years old or 2nd graders and 3rd graders (USA). The content covers fact files and relevant basic and advanced activities involving 3 digit addition.



Did you know that Halloween is celebrated all over the world? It is also called "Day of the Dead" in Mexico.




125

134

259

Here is a sample of how a 3-digit number addition looks like!



HALLOWEEN THEME


How many candies will they have in total?

I have
123
candies

I have
236
candies



ADDITION OF 3-DIGIT NUMBERS

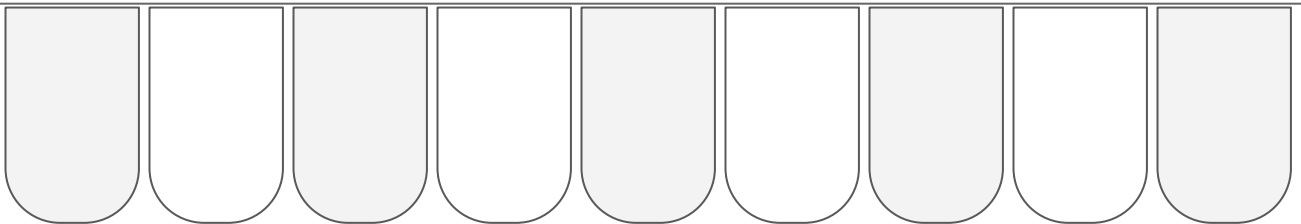


In addition of 3 digits, place the first addends above the second addends so that the ones, tens, and hundreds line up. Add the numbers in ones place, then add the tens place, and lastly add the numbers in the hundreds place. If the sum is over 9, you carry over the 1 to the next place



APPLICATION OF ADDITION OF 3-DIGIT NUMBERS

We use addition of 3-digit numbers in our daily life. When we go to the grocery store, some of the additions done are by 3-digit numbers. When we want to know how many people are in a large area, we also use addition of 3-digit numbers. When we want to know these numbers, we simply add them!



How many candies are there in total?

$$\begin{array}{r} 145 \\ + 133 \\ \hline 278 \end{array}$$

and



3-DIGIT NUMBERS ADDITION


The first thing we do is to put the addends together.

Next is we add the numbers in the **ones column**, $8+1$ is 9. Then we add those in the **tens column**, $4+9$ is 13.

But we can't put 13, so we only write the 3 and carry over the 1.

Lastly, we add the hundreds $2+1$, and our carried over 1, giving us 4. **The final answer is 439!**

Hundreds	Tens	Ones
¹ 2	4	8
+ 1	9	1
—	—	—
4	3	9



DID YOU KNOW?



The plus sign is actually designed by a man named Robert Recorde.

What is $316 + 225$? Label the pumpkin jars below to show your answer!




TABLE OF ACTIVITIES

Age 6-7 (Basic) <u>2nd Grade</u>	
1	Candy Sharing
2	The Bat Cave
3	Meet the Zombies!
4	How Many do We Need?
5	The Bowl
Age 7-8 (Advanced) <u>3rd Grade</u>	
6	What's Missing?
7	To The Park!
8	Welcome to Halloween Land
9	The Secret of Candies
10	You vs the Zombie!



CANDY SHARING

G2
Basic


The creatures were to share their candies with their friends! Let's help them by solving how many candies they would have in total!

1. Mummy & Vampire

I have 300
candies!



I have 100
candies!




2. Genie & Fairy

I have 278
candies!



I have 115
candies!



THE BAT CAVE

G2
Basic

Welcome to the bat cave! The bats want to know how many of their kind are in the cave. Solve for the total number and write the answer on the boxes.

We are 100
bats!



We are 210
bats!



1

We are 124
bats!




We are 256
bats!



2


Can you help these bats
know how many there are?



MEET THE ZOMBIES

G2
Basic

Some zombies have begun appearing out of nowhere! Answer their questions so that we can chase them away!



I had 143 brains on the way here and I'll have 200 more later. How many brains will I have in total?

1




2

I took 243 brains on my way here and I'll have 171 more later. How many brains will I have in total?



3



Oh no! There are 214 zombies on the left and 213 on the right! How many zombies are there in all?



HOW MANY DO WE NEED?

G2
Basic

These Trick or Treaters want to have a lot of candies! Can you help them know how many candies they need and what costume they are wearing?



1

Costume:

Answer:

I have 141 candies on my first basket and 213 on my second!

I have 245 candies on my first basket and 134 on my second!

2

Answer:

Costume:



3

Costume:

Answer:


I have 300 candies on my first basket and 100 on my second!

I have 101 candies on my first basket and 100 on my second!

4

Answer:




Costume:



THE BOWL

G2
Basic

Oh no! The kids have mixed up their bowls of candies! Good thing, they still remember the color of jars they had. Combine the numbers of each color to help the kids out.

300	+	102	=	
191	+	203	=	
201	+	209	=	
125	+	264	=	



My jar was Blue!

Answer:



My jar was Orange!

Answer:



My jar was Pink!

Answer:



My jar was Green!








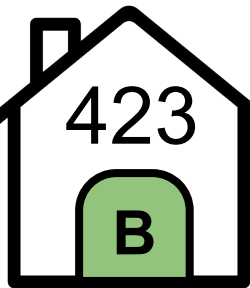

Answer:



WHAT'S MISSING?

G3
Advanced

Bob the Blob has collected a lot of candies! Help him know the total of these candies based on the number posted on each house.




HAPPY HALLOWEEN!

$$A + B = \boxed{}$$

$$C + E = \boxed{}$$

$$D + G + F = \boxed{}$$

$$C + G + H = \boxed{}$$



TO THE PARK!

G3
Advanced

Welcome to the park! During halloween, there are candies that could be collected here, only if you get the adults' questions correctly. Try them out yourself and collect their rewards.



If I have 216 candies in my jar and 890 in my bag. How much candies do I have in total?


I saw 914 kids in the morning and 121 in the evening of Halloween. How many kids were there in total?




WELCOME TO HALLOWEEN LAND

G3
Advanced


Welcome to Halloween Land, where everyday is Halloween. That means candies and goodies everyday! But before you enter, you need to answer these questions first. Put a "✓" in the circle if the answer is correct and an "x" if the answer is wrong.




If I have 412 candies and you have 654 candies, we have 1066 candies in total.



If I have 312 candies and you have 654 candies, we have 866 candies in total.



If I have 242 candies and you have 654 candies, we have 826 candies in total.



If I have 312 candies and you have 614 candies, we have 926 candies in total.



THE SECRET OF CANDIES


G3
Advanced

At the end of the day, kids in this neighborhood donate their goodies to the community center. Help them know how much candies they will give to the kids in the center.

1. Bob has gathered 146 candies on his first visit on the neighbourhood, while his second visit gave him 324 candies. How many candies does Bob has in total?

Addition sentence:

Solution and answer:



2. After Halloween, Samara counted her candy jars. Her first jar has 457 candies and her second jar has 512 candies. How many candies does she have in total?

Addition sentence:

Solution and answer:



YOU VS THE ZOMBIES

G3
Advanced

Oh no! The zombies have started to overrun the city! To help plan out your escape, solve the questions below.

1. Outside the house there are 312 zombies and at the back are 243 zombies. How many zombies are there in total?

Addition sentence:

Solution and answer:



2. While outside, you've encountered a group of 713 zombies. As you run, you saw another group of 167 zombies. How many zombies did you see in total?

Addition sentence:

Solution and answer:



ANSWER GUIDE

Activity 1

1. 400 2. 393

Activity 2

1. 310 2. 380

Activity 3

1. 343 2.414 3.427

Activity 4

1. 354 Ghost 2. 379 Witch 3. 400 Wizard 4. 201 Angel

Activity 5

Elf-394 Witch-410 Archer-402 Monster-389

Activity 6

1. 626 2.385 3.748 4.853

Activity 7

1. 1100 2.1035

Activity 8

1.Check 2.Wrong 3.Wrong 4.Check

Activity 9

1. 470 candies
2. 969 candies

Activity 10

1. 555 zombies
2. 880 zombies



Copyright Notice

This resource is licensed under the [Creative Commons Attribution-NonCommercial 4.0](https://creativecommons.org/licenses/by-nc/4.0/) International license.

You are free to:

- **Share** – copy and redistribute the material in any medium or format
- **Adapt** – remix, transform, and build upon the material

Under the following terms:

- **Attribution** – You must give appropriate credit, provide a link to the license, and indicate if changes were made. You may do so in any reasonable manner, but not in any way that suggests the licensor endorses you or your use.
- **NonCommercial** – You may not use the material for commercial purposes.

For more information on this license, visit the following link:

<http://creativecommons.org/licenses/by-nc/4.0/>

Where possible, free-use images are sourced from online repositories such as Wikipedia and Wikimedia Commons. References and sources for images are provided in the speaker notes section of this document.

Thank you!



Thank you

Thank you so much for purchasing and downloading this resource.

We hope it has been useful for you in the classroom and that your students enjoy the activities.

For more teaching and homeschooling resources like this, don't forget to [come back](#) and download the new material we add every week!

Thanks for supporting **Helping With Math**. We can provide teachers with low-cost, high-quality teaching and homeschooling resources because of our loyal subscribers and hope to serve you for many years to come.

- The Entire Helping With Math Team :)

