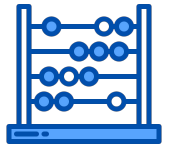




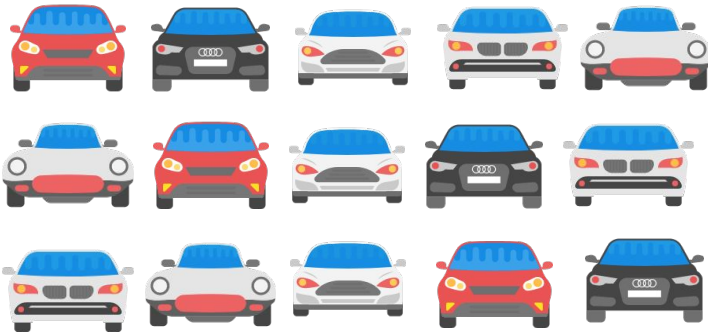
# Helping With Math

## Skip Counting By 5 Up To 10

GRADE 1



Skip counting is a process where the same number is added each time to the previous number. Doing this method makes the counting process easier and faster.

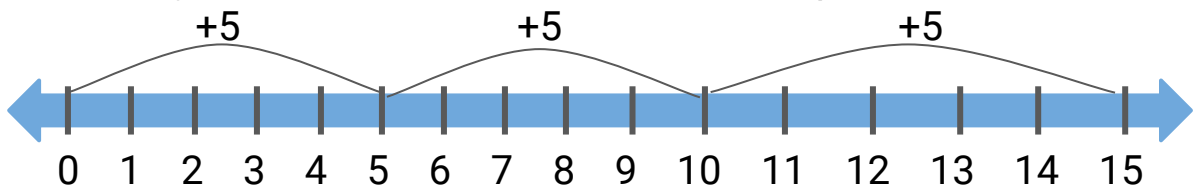


Hi! I am Jim! I love to collect toy cars. Help me decide which car to pick. Can you encircle every fifth car from the choices on the left?



### SKIP COUNTING

→ Adding the same number each time to the previous one






## SKIP COUNTING



### DEFINITION

- ★ Method of counting forward by numbers other than 1: can be by 5, 6, 7, 8, 9, 10
- ★ Often called counting by 2s, 5s, and 10s; or any number that may help you count the objects
- ★ It is used for counting things such as groups of five apples, pairs of shoes, and even money

Knowing how to skip count helps you remember multiplication table



### FUN FACT



## HOW TO SKIP COUNT

- Add the same number over and over

To count by...

By 5s = add 5 to the next number


By 6s = add 6 to the next number

By 7s = add 7 to the next number

By 8s = add 8 to the next number

By 9s = add 9 to the next number

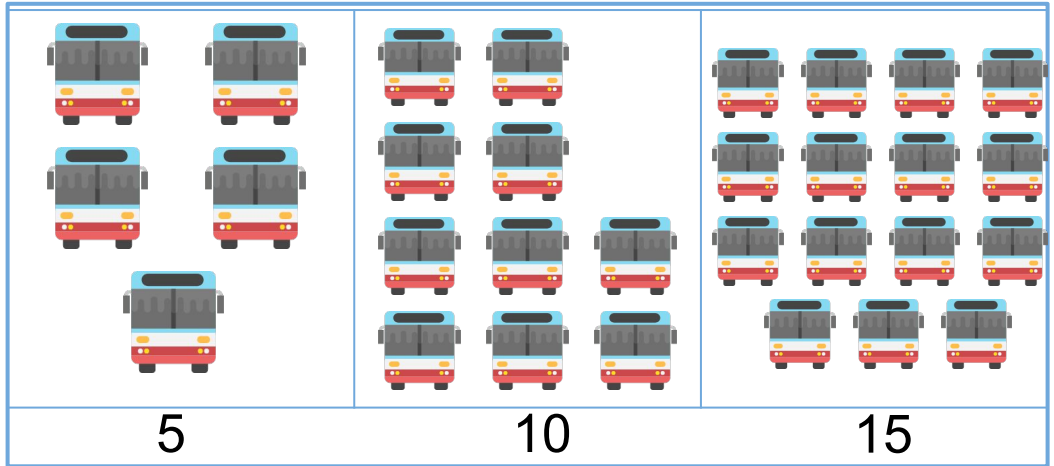
By 10s = add 10 to the next number



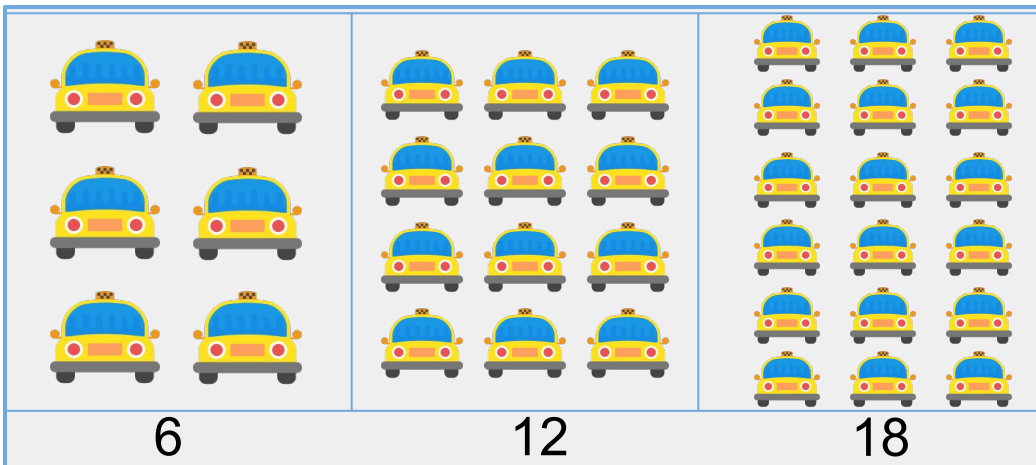
# SKIP COUNTING BY 5 UP TO 10

## EXAMPLES

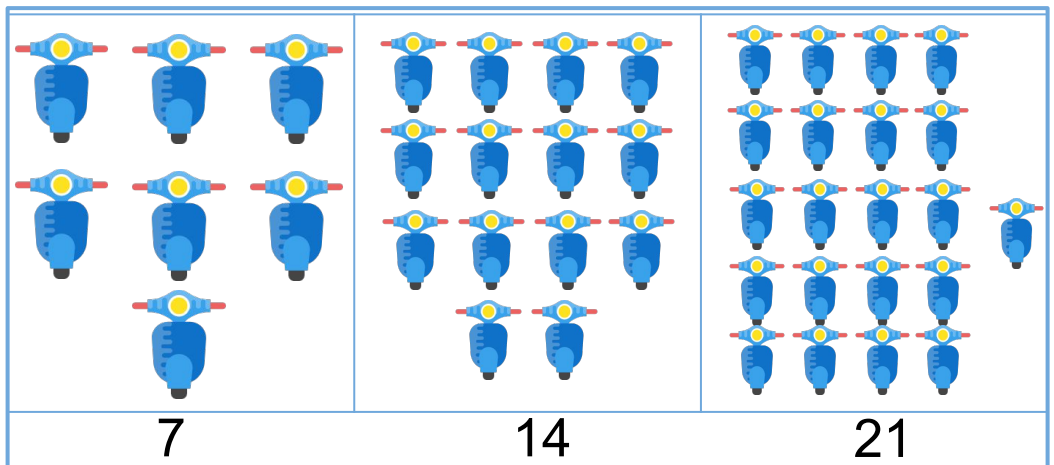
By 5s



By 6s



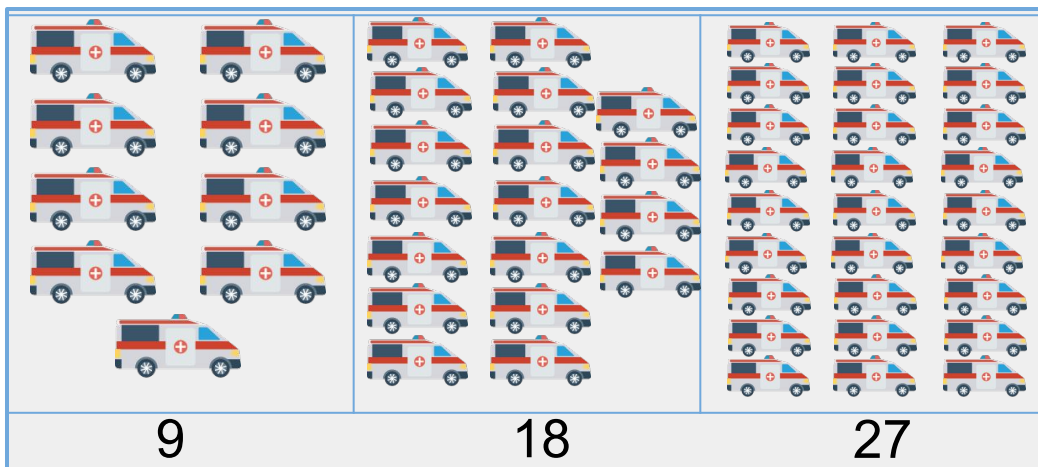
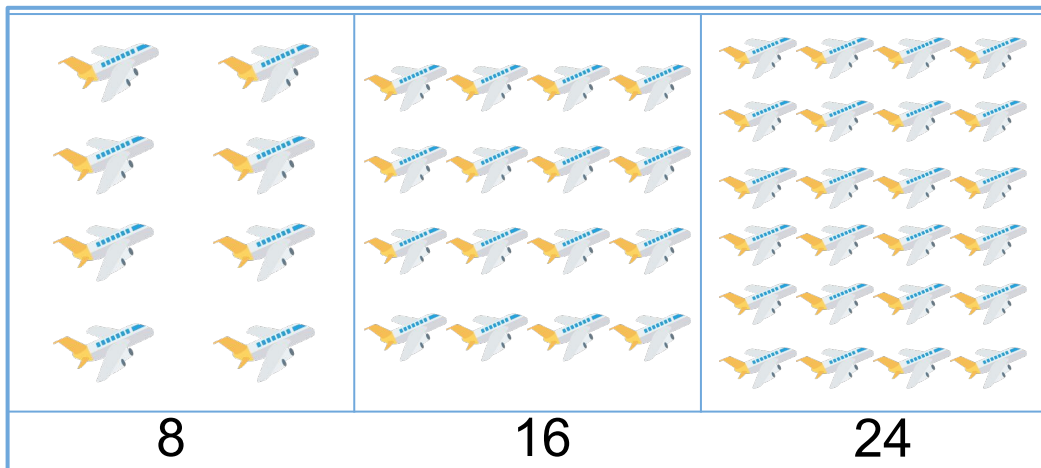
By 7s




# SKIP COUNTING BY 5 UP TO 10

## EXAMPLES

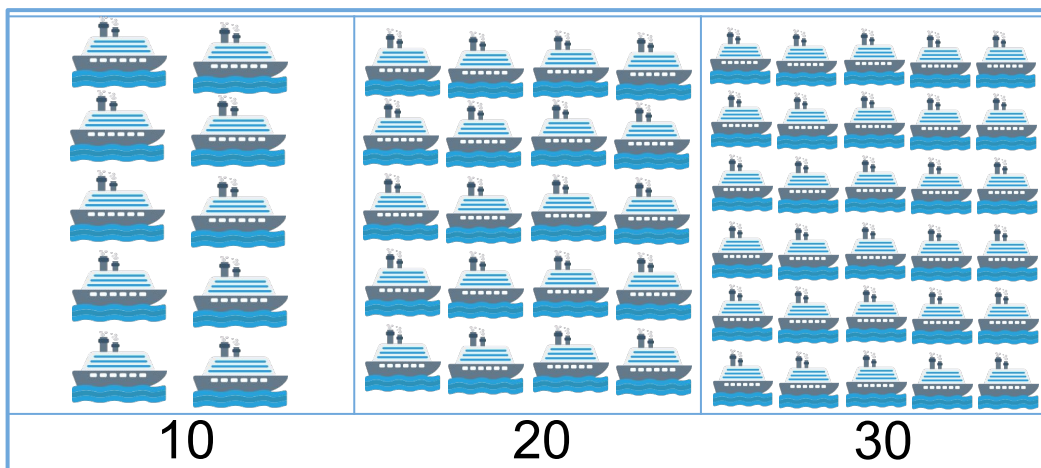
By 8s



By 9s



By 10s



## SKIP COUNTING BY 5 UP TO 10

### EXERCISES

Fill in the missing number to complete the skip counting process.



5, \_\_\_\_\_, 15, \_\_\_\_\_, \_\_\_\_\_, 30, 35, \_\_\_\_\_



6, 12, \_\_\_\_\_, \_\_\_\_\_, 30, \_\_\_\_\_, 42, \_\_\_\_\_



7, \_\_\_\_\_, 21, \_\_\_\_\_, \_\_\_\_\_, 42, 49, \_\_\_\_\_



8, 16, \_\_\_\_\_, \_\_\_\_\_, 40, \_\_\_\_\_, 56, \_\_\_\_\_



9, \_\_\_\_\_, 27, \_\_\_\_\_, \_\_\_\_\_, 54, 63, \_\_\_\_\_



10, 20, \_\_\_\_\_, \_\_\_\_\_, 50, \_\_\_\_\_, 70, \_\_\_\_\_



## TABLE OF ACTIVITIES


1. Ryan's Collection
2. Choo-Choo!
3. 1st Car Racing Competition
4. Motorcycle Show
5. Bus Ride
6. Taxi Pool
7. Air Care
8. The Greatest Transportations
9. John's Friends
10. Transportation Learning





# RYAN'S COLLECTION

Help Ryan distribute his car collection to each child. Match and connect the concepts with its corresponding skip counting number.


1.  By 6s ●


● Add 10 to the next number 


2.  By 7s ●

● Add 8 to the next number 


3.  By 8s ●

● Add 9 to the next number 

4.  By 9s ●

● Add 6 to the next number 


5.  By 10s ●

● Add 7 to the next number 




# CHOO-CHOO!

Here comes Charlie the train! Help him complete his numbers by writing the correct order of it by 5s on the line provided.




1.

2.




3.

4.





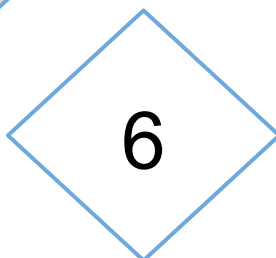
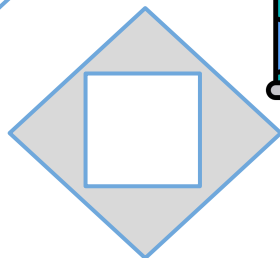


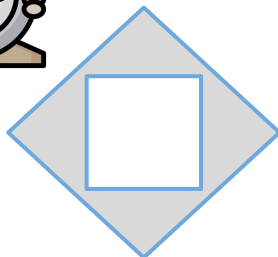

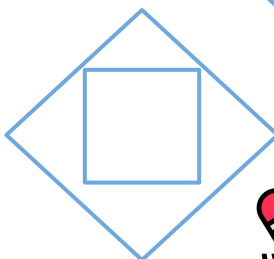
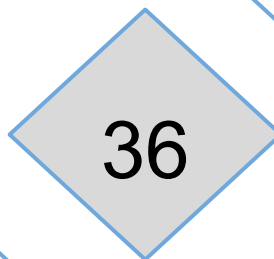
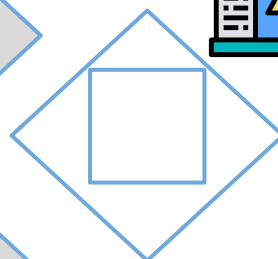
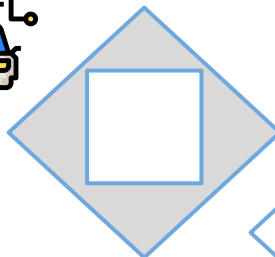
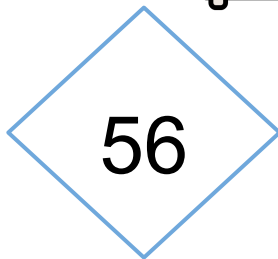


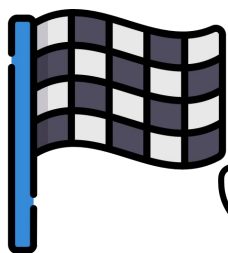
5.






# 1ST CAR RACING COMPETITION

Help Aaron to win his first car racing competition! Help him reach the finish line by completing the skip counting by 6.




# MOTORCYCLE SHOW

Welcome to Ana's motorcycle show! Pick your motorcycle bet by drawing a circle on every 7th motorcycle.





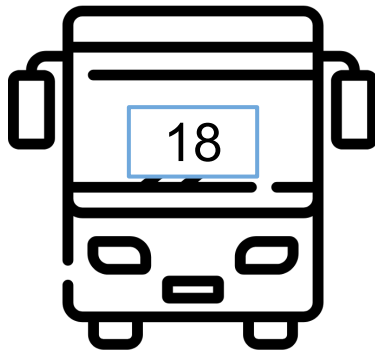

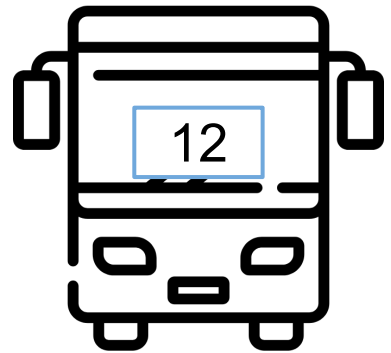
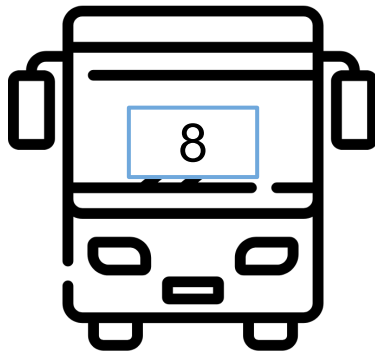
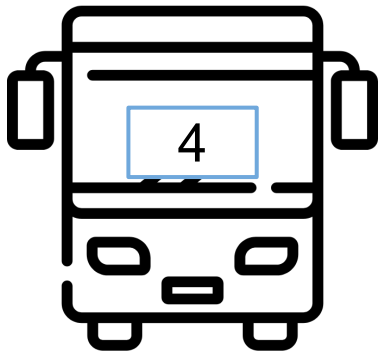


Count how many motorcycles are there in all. Write your answer here.

A large, empty, rounded rectangular box with a light blue border, intended for the student to write their answer.







# BUS RIDE

Time to pick your bus ride! Color the bus with skip counting numbers by 8. Let us start with 4.




# TAXI POOL

Fill in the taxi with passengers! Offer a ride to the person with the correct skip counting is by 9.



# AIR CARE

Here's a means of transportation that will guide you in the air! Cut the airplane containing numbers by 10s then paste it in order on a separate paper.




# THE GREATEST TRANSPORTATION

It's time to show public transportation! Put an 'X' on the number that does not belong to the group. The first item is done for you.

12 is the different number because 5 and 10 are numbers by 5s

1.




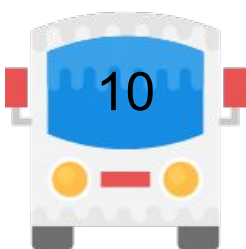
2.



3.




4.



# JOHN'S FRIENDS

Help John get to know his transportation friends' names! Read and analyze each questions. Choose your answer below then write it on the box provided.



Twenty Four

Forty Two

Seventy

Twenty Five

Fifty Four

Thirty Two

1.



What is 5 more than 20?



2.



What is 6 more than 18?



3.



What is 7 more than 35?



4.



What is 8 less than 40?



5.



What is 9 less than 63?



6.



What is 10 less than 80?



# TRANSPORTATION LEARNING

Show what you learned with transportations! This time, you are tasked to draw what is indicated below.



**SKIP COUNTING BY 5s**



**SKIP COUNTING BY 6s**



**SKIP COUNTING BY 7s**



**SKIP COUNTING BY 8s**





# Copyright Notice

This resource is licensed under the [Creative Commons Attribution-NonCommercial 4.0](https://creativecommons.org/licenses/by-nc/4.0/) International license.

You are free to:

- **Share** — copy and redistribute the material in any medium or format
- **Adapt** — remix, transform, and build upon the material

Under the following terms:

- **Attribution** — You must give appropriate credit, provide a link to the license, and indicate if changes were made. You may do so in any reasonable manner, but not in any way that suggests the licensor endorses you or your use.
- **NonCommercial** — You may not use the material for commercial purposes.

For more information on this license, visit the following link:

<http://creativecommons.org/licenses/by-nc/4.0/>

Where possible, free-use images are sourced from online repositories such as Wikipedia and Wikimedia Commons. References and sources for images are provided in the speaker notes section of this document.

Thank you!



# Thank you

Thank you so much for purchasing and downloading this resource.

We hope it has been useful for you in the classroom and that your students enjoy the activities.

For more teaching and homeschooling resources like this, don't forget to [come back](#) and download the new material we add every week!

Thanks for supporting **Helping With Math**. We can provide teachers with low-cost, high-quality teaching and homeschooling resources because of our loyal subscribers and hope to serve you for many years to come.

- The Entire Helping With Math Team :)

