



K
Basic

1st
Advanced

Helping With Math

USA
GRADES

Number Naming

Suitable for students
aged 4-6



This pack is suitable for learners aged 4 to 6 years old or Kindergarten and 1st graders (USA). The content covers fact files and relevant basic and advanced activities involving number naming.



Sea Animals



What is the name of the number below?
Write your answer on the space provided.



CONCEPTS

NUMBER NAMING

- Number naming is what we do when we say the numbers name. For example, the number “1” is called “one”.
- In some instances, depending on their placement, some numbers change, like “20”. Instead of saying “Two Zero” we say “Twenty”
- If the unit is above hundreds, we just add a suffix on the number. “300” for example becomes “Three Hundred”


NUMBER CHART

ONES

1	ONE
2	TWO
3	THREE
4	FOUR
5	FIVE
6	SIX
7	SEVEN
8	EIGHT
9	NINE

TENS

10	TEN
20	TWENTY
30	THIRTY
40	FOURTY
50	FIFTY
60	SIXTY
70	SEVENTY
80	EIGHTY
90	NINETY




Do you notice a pattern in the naming of Tens? That's right starting from 20, a suffix “y” is added. In the next page you'll learn how to combine them!



FROM ELEVEN TO NINETEEN

Some numbers have special case when it comes to naming. From 11 to 19, the concept of adding the names together doesn't apply. 11 is Eleven and 12 is Twelve, and from 13 to 19, the base of the word is added to the word "TEEN".

11	ELEVEN
12	TWELVE
13	THIRTEEN
14	FOURTEEN
15	FIFTEEN



15	FIFTEEN
16	SIXTEEN
17	SEVENTEEN
18	EIGHTEEN
19	NINETEEN

COMBINING NUMBERS

- When combining numbers, you just need to put them together based on their units.
- From left to right, or from the biggest to smallest unit you name the number.
- In this example, in the TENS unit is a "2" so it is twenty, and in the ONES unit is a "4" so it is a four. Simply combine the two and you'll get the name "Twenty-Four"

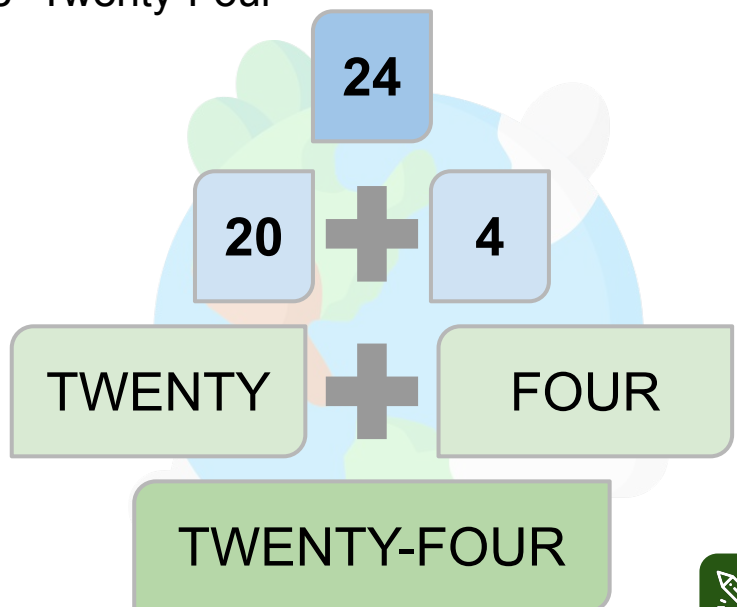


TABLE OF ACTIVITIES

Ages 4-5 (Basic)		<u>Kindergarten</u>
1	Recycle For The Better	
2	Under The Sea	
3	Home of the Fishes	
4	School of Fish	
5	The Star of the Sea	
Ages 5-6 (Advanced)		<u>1st Grade</u>
6	Pearls Pearls Pearls	
7	The Dolphins	
8	Be Careful	
9	The Tasty part of the Sea	
10	Mermy the Mermaid	



RECYCLE FOR THE BETTER

K
Basic

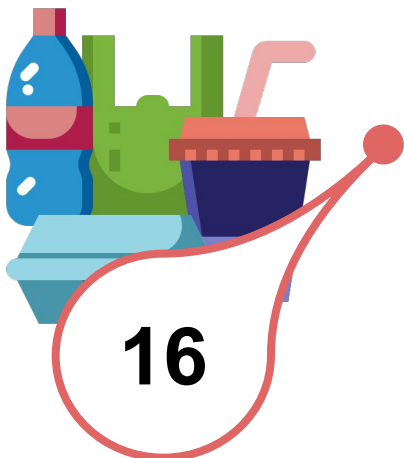
One of our ocean's biggest problem is plastic waste that's polluting the ocean. A way to help reduce them is by recycling. Complete the name and match them to their corresponding number before it gets to the junkshop.



S _ XTE _ N



_ WE _ VE



F _ _ RTEE _





UNDER THE SEA

K
Basic

The ocean is an enormous place where treasures could be found. Let's try to discover the ocean by finishing the maze below. Use the letters you find along the way to complete the names of the numbers that correspond to the treasure chest code. Write the number on the circle as well.

Start here!




Answer: _____



HOME OF THE FISHES

K
Basic



Corals are considered to be the home of the fishes. Fishes live inside corals and corals get their nutrients from the fishes. Name their houses by filling in the missing digits in words.



TWENTY



THREE



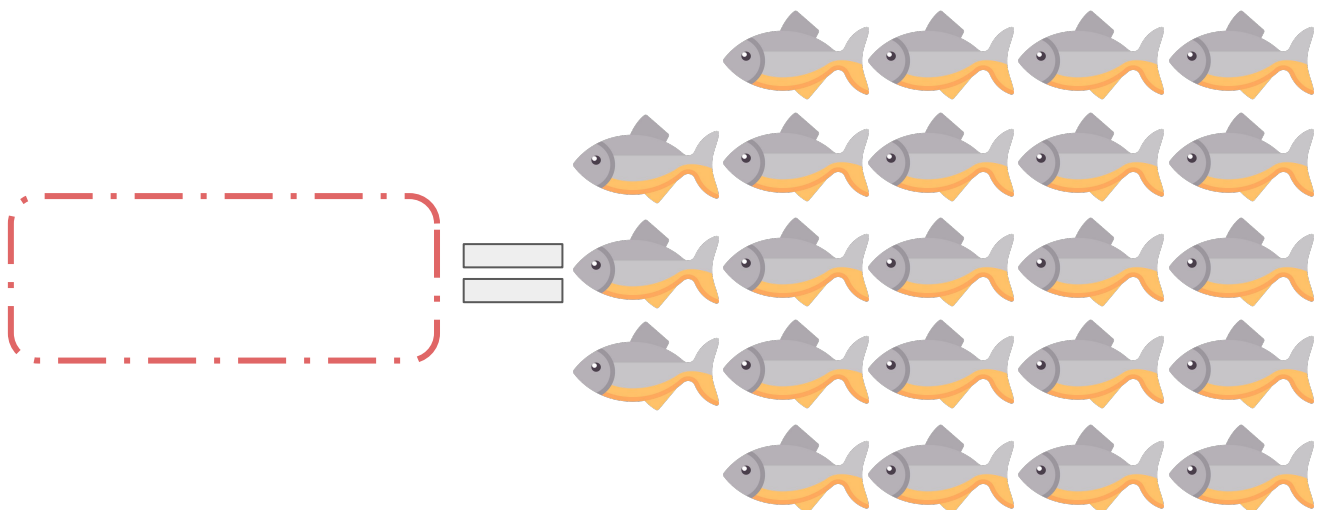

FIVE



SCHOOL OF FISH

K
Basic


A group of fish is called a school. Small fishes join together to scare off the predator and make it seem that they're bigger. Count the number of fish in each school and write your answer in word in the boxes provided to help group the fish.



THE STAR OF THE SEA

K
Basic

Starfish, as their name suggests are shaped like a star. Along with their unique shape, they also come in many different colors, that's what makes them so fascinating. Color the starfish based on the legend below and answer the question. Good luck!



Color the Starfishes!

9 Blue 7 Pink

8 Green

How many starfish are there in total? Write the name of the number in the space below.



PEARLS PEARLS PEARLS

G1
Basic

Pearls are made from mollusks such as oysters or clams. Pearls are highly valued because of their rarity. A clam's lifespan can last from 1 to 500 years. Each clam below has their lifespan written on the pearl. Write the name of the number of their lifespan.

1.

57

2.

63

3.

55

4.


61



THE DOLPHINS


G1
Basic

Dolphins are generally happy animals. They interact with people and often play with them. Match the dolphins with the balls to play with them. You can cut-out the balls and place them near the dolphin.




1.

FIFTY-EIGHT




2.

SIXTY




3.

FIFTY-NINE



4.

SEVENTY-ONE



5.

EIGHTY



58



80



60



59



71



BE CAREFUL

G1
Basic

Be careful when at the sea because some sea animals are dangerous. One example is the jellyfish. Some of them can sting you and it hurts. Complete the words below by looking at the clues found on the head of the jellyfish.


85



1.

E_IGH_Y - F_V_


91



2.

_INE_T_ - O_E

99



3.

N_N_TY-_IN_

64



4.


S_X_Y-F_R



THE TASTY PART OF THE SEA

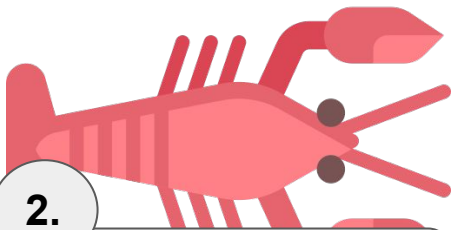

G1
Basic

Most creatures from the ocean are edible, such as lobsters. You can add them to your Mac & Cheese, or a lobster roll. Match the lobster to their names, to identify the number of guests that will arrive for dinner.



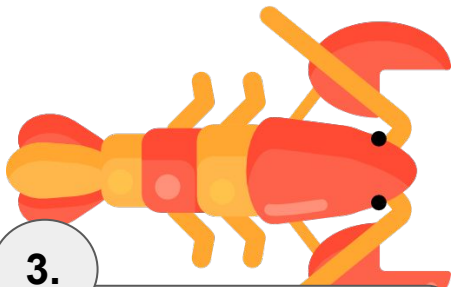

1.

SEVENTY-ONE




2.

NINETY-THREE



3.

SIXTY-FOUR



MERMY THE MERMAID

G1
Basic

Mermaids are half-human half-fish hybrids and have beautiful voices. Answer Mermmy the Mermaid's questions as best as you can.

1. There were 97 fishes but 4 of them went missing. How many more fishes remain? Write the solution and the name of the number below.



Answer:

2. The pond started with 70 small fishes and 13 were added the day after. How many fishes are there altogether? Write the solution and the name of the number below.

Answer:



ANSWER GUIDE

Activity 1

1. 16-Sixteen
2. 12-Twelve
3. 14-Fourteen

Activity 2

1. 19-Nineteen

Activity 3

1. Twenty-One
2. Thirty-Three
3. Fifty-Five

Activity 4

1. 18-Eighteen
2. 23-Twenty-Three

Activity 5

Total: Twenty-Four

Activity 6

1. Fifty-Seven
2. Sixty-Three
3. Fifty-Five
4. Sixty-One

Activity 7

1. 58-Fifty-Eight
2. 60-Sixty
3. 59-Fifty-Nine
4. 71-Seventy-one
5. 80-Eighty

Activity 8

1. Eighty-Five
2. Ninety-One
3. Ninety-Nine
4. Sixty-Four

Activity 9

1. 71
2. 93
3. 64

Activity 10

1. Ninety-Three
2. Eighty-Three



Copyright Notice

This resource is licensed under the [Creative Commons Attribution-NonCommercial 4.0](https://creativecommons.org/licenses/by-nc/4.0/) International license.

You are free to:

- **Share** – copy and redistribute the material in any medium or format
- **Adapt** – remix, transform, and build upon the material

Under the following terms:

- **Attribution** – You must give appropriate credit, provide a link to the license, and indicate if changes were made. You may do so in any reasonable manner, but not in any way that suggests the licensor endorses you or your use.
- **NonCommercial** – You may not use the material for commercial purposes.

For more information on this license, visit the following link:

<http://creativecommons.org/licenses/by-nc/4.0/>

Where possible, free-use images are sourced from online repositories such as Wikipedia and Wikimedia Commons. References and sources for images are provided in the speaker notes section of this document.

Thank you!



Thank you

Thank you so much for purchasing and downloading this resource.

We hope it has been useful for you in the classroom and that your students enjoy the activities.

For more teaching and homeschooling resources like this, don't forget to [come back](#) and download the new material we add every week!

Thanks for supporting **Helping With Math**. We can provide teachers with low-cost, high-quality teaching and homeschooling resources because of our loyal subscribers and hope to serve you for many years to come.

- The Entire Helping With Math Team :)

