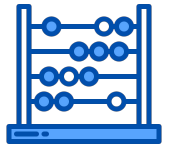





Helping With Math

Analog and Digital Clocks

GRADE 1




Do you know how to read time? Do you want to learn how to do it? Time is used to quantify or measure the duration of events or intervals between them. In here, we will learn about reading the time within an hour and half-hour first.



Hi! I am Charlie. I am scheduled at 10:10 a.m. to read and study my lessons about clocks. As what I've learned, the clock that you see on the left is a kind of analog clock.



TIME




- Defined as the ongoing sequence of events through succession, from past, present, and through the future



TIME AND CLOCK

Here is an example of a child's daily routine events preparing for school which was recorded through time.



CLOCK



DEFINITION

- ★ It is used to measure and define the time of the day
- ★ It has 12 numbers written on it: from 1-12

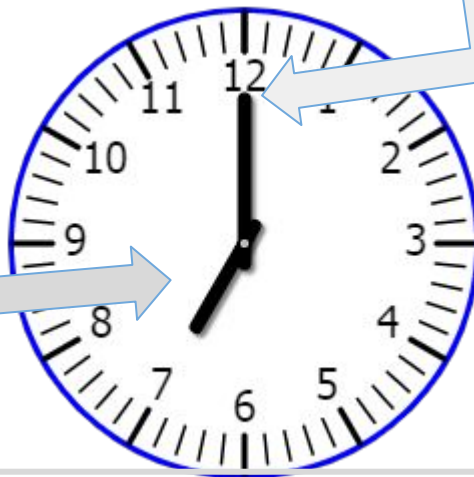


TIME AND CLOCK

PARTS OF THE CLOCK

It is the small hand that shows the hours (7 hours)

HOUR HAND



MINUTE HAND

It is the large hand that shows the minutes

Calculated through skip counting by 5s:
1=counted as 5; 2=10; 3=15; 4=20...



KINDS OF CLOCK



ANALOG CLOCK



Uses hands to show hours and minutes

DIGITAL CLOCK



Shows the time using numbers

HOURS:MINUTES



EXAMPLES OF TIME

EXAMPLES



The hour hand points at 2 while the minute hand points at 6 (=30)

2:30



The hour hand points at 11 while the minute hand points at 12 (=00)

11:00



EXERCISE

EXERCISE



Write the
time that is
being shown
on the clock.



Write the
time that is
being shown
on the clock.



Write the
time that is
being shown
on the clock.




TABLE OF ACTIVITIES

1. Wake-up, Kids!
2. Morning Bake
3. Daddy's Daily Schedule
4. Household Chores
5. Play Time!
6. Harvey's School Time
7. Mr. Thompson's Routine
8. The Thompson's Evening Plan
9. My Daily Schedule
10. Routine Summary



WAKE-UP, KIDS!

Help Mr. Thompson to wake up his kids! Color the clock with the same shade as the digital one to match them.




MORNING BAKE


Help Mrs. Thompson bake some goodies! Write the time shown in the analog clock on the oven.




1.



2.




3.



DADDY'S DAILY SCHEDULE

Here is Dad's daily schedule! Put a check on the clock which shows the correct time in hour or half-hour.



SCHEDULE



HOUSEHOLD CHORES

Help the Thompson children do household chores! Encircle the correct time which corresponds to each given.



1.



5:30 6:30 4:30

A girl with brown hair and a yellow shirt is shown at the bottom left.



2.



12:30 7:00 6:00

A boy with brown hair, wearing a blue cap and overalls, is shown at the bottom left.



3.



6:30 4:30 5:30

A boy with brown hair, wearing a blue cap and overalls, is shown at the bottom left.

4.



12:30 1:30 7:30

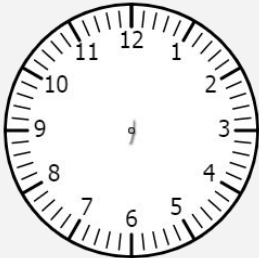
A girl with brown hair and a yellow shirt is shown at the bottom left.



PLAY TIME!

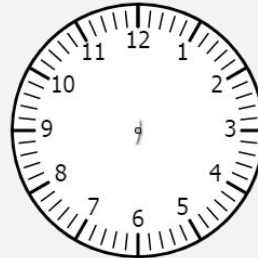
Vince is playing his favorite video game. Let us help him save the character he plays by drawing the face of the clock that do not show an hour or half-hour.

1.



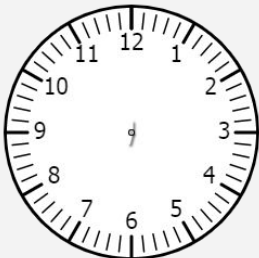
9:45

4.



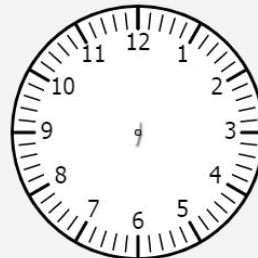
2:30

2.



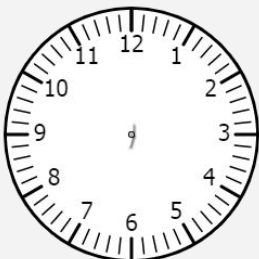
4:20

5.



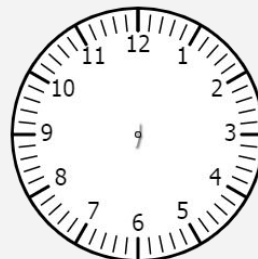
1:00

3.



3:30

6.



5:00



HARVEY'S SCHOOL TIME

It is time for Harvey to accomplish the task needed for school! Cut and paste the clock with its corresponding question.



Two hours after 3:00


1.

One hour before 8:00

2.

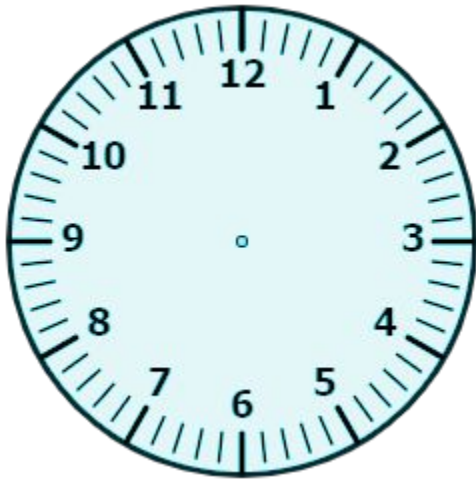
Five hours after 5:00

3.



MR. THOMPSON'S ROUTINE

Here is his afternoon routine! Draw the clock hands that correspond to each scenario below.

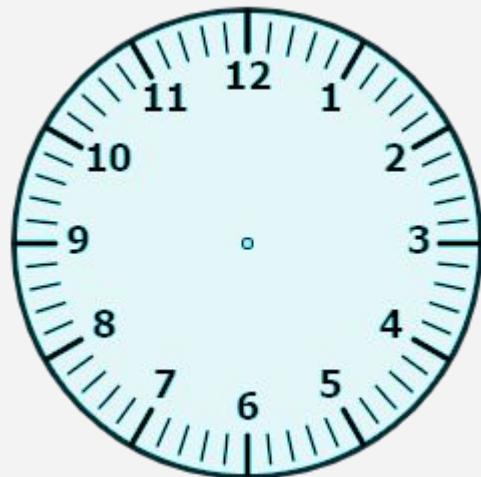


Mr. Thompson had his lunch at 12 hours and 30 minutes.



1.

He backs to work at 2 hours and 60 minutes.



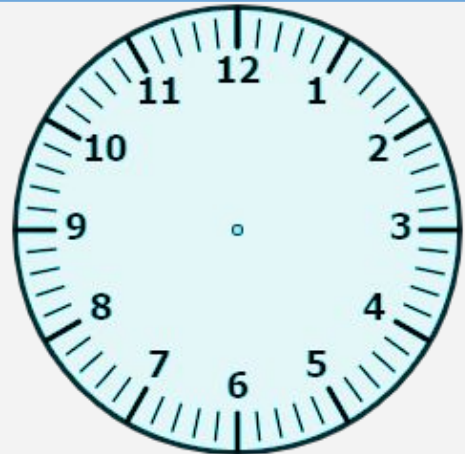
2.



THE THOMPSON'S EVENING PLAN

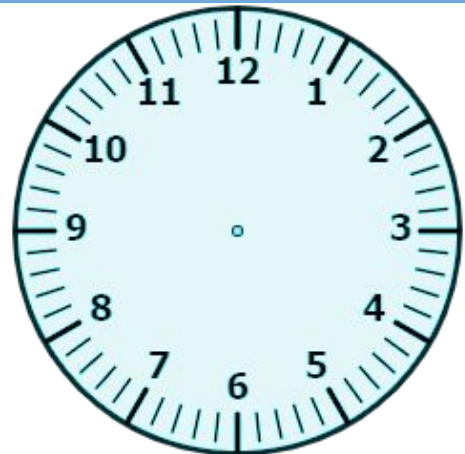
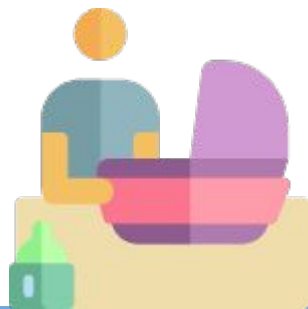
Here is the family's evening schedule! Draw the hour and minute hands for each clock based on the given time in the digital clock.

6:30



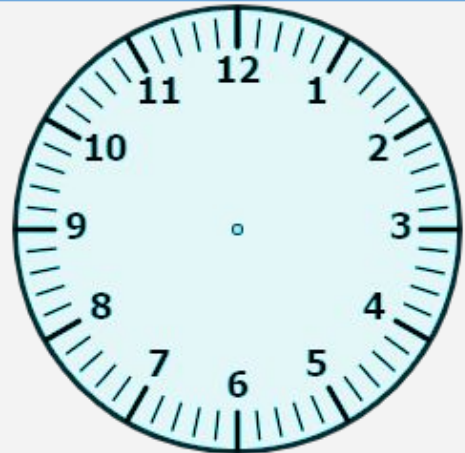
1.

11:00



2.

8:30



3.



MY DAILY SCHEDULE

Hi young ones! It's time to show your schedule with your activities. Answer the following questions using your own time schedule. See the example below.



What time are you brushing your teeth?

6:30

1.




What time did you wake up earlier?




2.



What time did you eat your breakfast?



3.



What time did you take a bath?



ROUTINE SUMMARY

It is now time to sum up the activities you done today! Briefly answer the questions below.

1. Is the topic about analog and digital clocks easy or hard for you to understand? Why?



What are the other ways you can do to better understand the topic?

2.



Copyright Notice

This resource is licensed under the [Creative Commons Attribution-NonCommercial 4.0](https://creativecommons.org/licenses/by-nc/4.0/) International license.

You are free to:

- **Share** – copy and redistribute the material in any medium or format
- **Adapt** – remix, transform, and build upon the material

Under the following terms:

- **Attribution** – You must give appropriate credit, provide a link to the license, and indicate if changes were made. You may do so in any reasonable manner, but not in any way that suggests the licensor endorses you or your use.
- **NonCommercial** – You may not use the material for commercial purposes.

For more information on this license, visit the following link:

<http://creativecommons.org/licenses/by-nc/4.0/>

Where possible, free-use images are sourced from online repositories such as Wikipedia and Wikimedia Commons. References and sources for images are provided in the speaker notes section of this document.

Thank you!



Thank you

Thank you so much for purchasing and downloading this resource.

We hope it has been useful for you in the classroom and that your students enjoy the activities.

For more teaching and homeschooling resources like this, don't forget to [come back](#) and download the new material we add every week!

Thanks for supporting **Helping With Math**. We can provide teachers with low-cost, high-quality teaching and homeschooling resources because of our loyal subscribers and hope to serve you for many years to come.

- The Entire Helping With Math Team :)

