



Helping With Math

Skip Counting by 2,3,4 and 5



KINDERGARTEN



Let us learn how to skip count by 2s, 3s, 4s and 5s. We will go to the park by riding these trains

2s

2	4	6	8	10	12	14	16	18	20
---	---	---	---	----	----	----	----	----	----

3s

3	6	9	12	15	18	21	24	27	30
---	---	---	----	----	----	----	----	----	----

4s

4	8	12	16	20	24	28	32	36	40
---	---	----	----	----	----	----	----	----	----

5s

5	10	15	20	25	30	35	40	45	50
---	----	----	----	----	----	----	----	----	----

To the Park

Skip Counting by 2,3,4 and 5



Connect and skip count by 2s, 3s, 4s, and 5s.

Skip count by 2s, 3s, 4s and 5s by following the legend below:

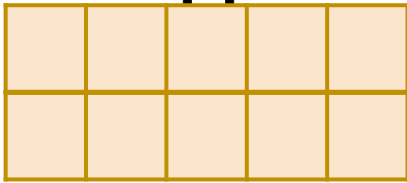
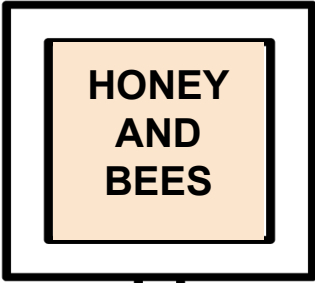
Purple for 2 to 20, **Green** for 3 to 30
Blue for 4 to 40, and **Orange** for 5 to 50

• 1	• 2	• 3	• 4	• 5
• 6	• 8	• 4	• 10	• 2
• 6	• 12	• 15	• 9	• 7
• 8	• 20	• 12	• 13	• 16
• 19	• 15	• 10	• 25	• 20
• 12	• 30	• 18	• 24	• 17
• 35	• 21	• 14	• 27	• 15
• 16	• 40	• 24	• 43	• 32
• 27	• 36	• 18	• 45	• 47
• 10	• 20	• 40	• 50	• 30

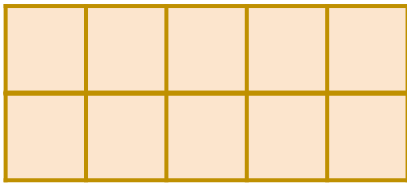
WELCOME TO THE PARK



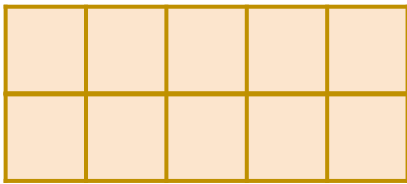
Do skip counting by 2s, 3s, 4s and 5s by collecting the numbers from the honey jar to the grid.



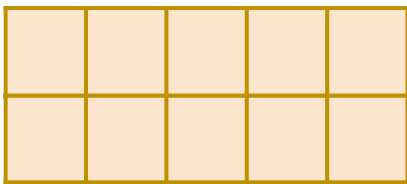
4s



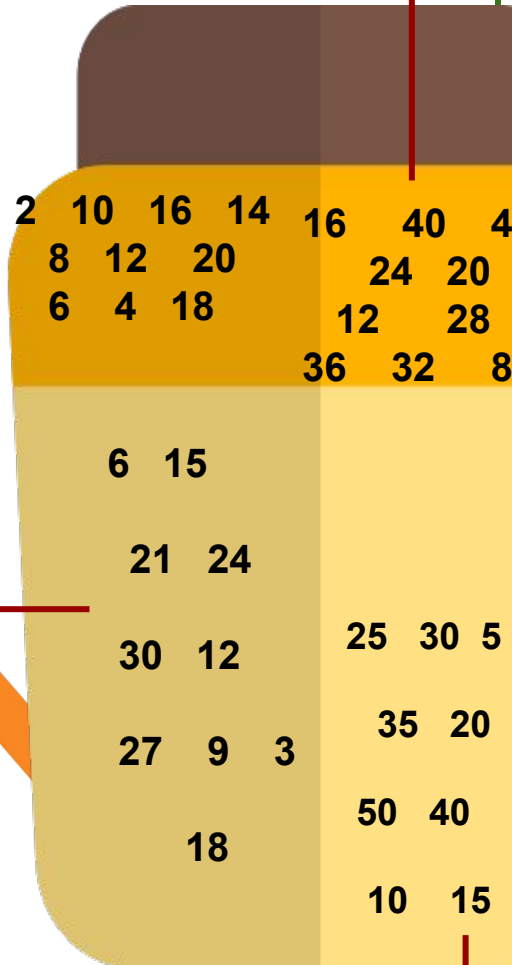
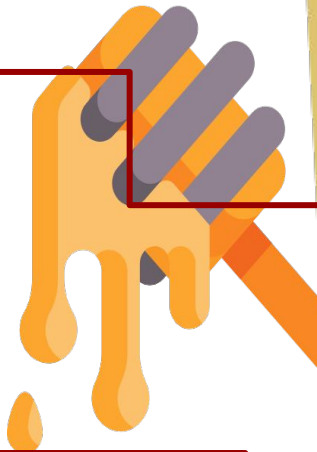

2s



3s



5s



Skip Counting by 2,3,4 and 5



TABLE OF ACTIVITIES

1. Just in Time
2. The /b/ sound
3. Shower the Plants
4. Back to the Nest
5. Threes on the Tree
6. Crawl Thru It
7. Go Gardening
8. Fly Away
9. Bee my Sweetie
10. The Grasshopper Hops




JUST IN TIME

Learn how to tell time by skip counting by 5. Write the numbers on the underlines around the clock.

We arrived at the park just in time. Do you know how to read the clock?

Look at the hour hand (shorter hand) and the minute hand (longer hand) to tell the time.



A clock shows that there are **60 minutes** in **1 hour**.


Can you tell what time is it now?

Skip Counting by 2,3,4 and 5




THE /b/ SOUND


Count each group of animals that are about to land on the tree. Also practice to pronounce the letter /b/.



How many birds are there?



How many bees are there?







What do you call the bee's house?







SHOWER THE PLANTS



Connect the watering cans to the flowers by identifying the next number (by 4s) that comes next to the ones that are written on the watering cans.

1  ● 

2  ● 

3  ● 

4  ● 

5  ● 

A dashed line connects the watering can with the number 4 to the watering can with the number 8.



BACK TO THE NEST

Follow the path by coloring the numbers by 2s to help Mama Bird get to her nest.

START

2 4 9 17

11 6 1 3

10 8 15 28

3 10 12 26

7 11 14 24


4 18 16 18

21 23 22 20



THREES ON THE TREE

Pick up and count the mangoes by group. Write the total number on the basket. Answer the question that follow.



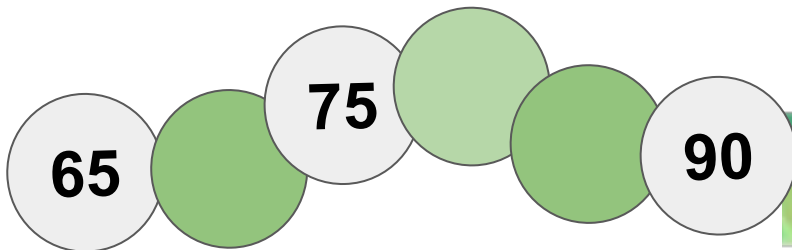
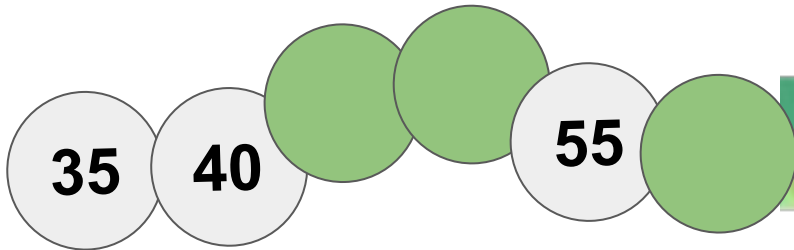
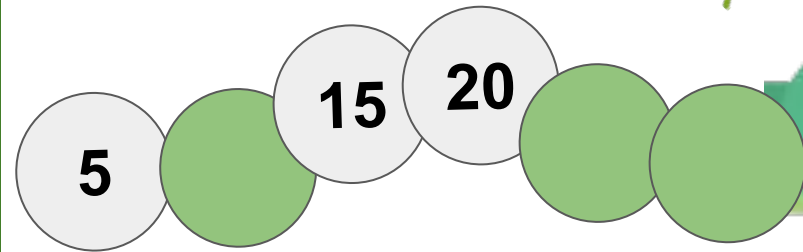

How many groups are there all in all? _____



CRAWL THRU IT


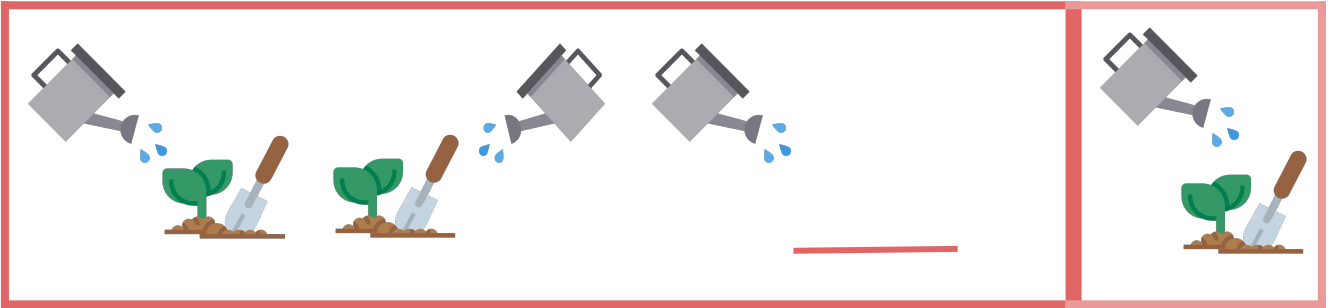
Fill in the missing numbers by skip counting by 5.

What do you call this insect that crawls on plants?



GO GARDENING

Observe the pattern and encircle the object that should come next to the set.



Plant the flowers above to the pots below. How many flowers are needed to fill in the 6 pots? Write the answer in word form.

_____ | _____ N



FLY AWAY

Count backwards by 2s, 3s, 4s and 5s by pasting the numbers that will complete the table.



By 2s	By 3s	By 4s	By 5s
20	30	40	50
18			45
	24		40
		28	
12			30
10		20	
	12	16	
	9		15
4	6	8	
2			5

Name each animal above.
Which among them cannot fly?
Encircle your answer.



BEE MY SWEETIE

Cut out the numbers below and arrange them in order by skip counting by 4s.



What syrup is produced by bees?


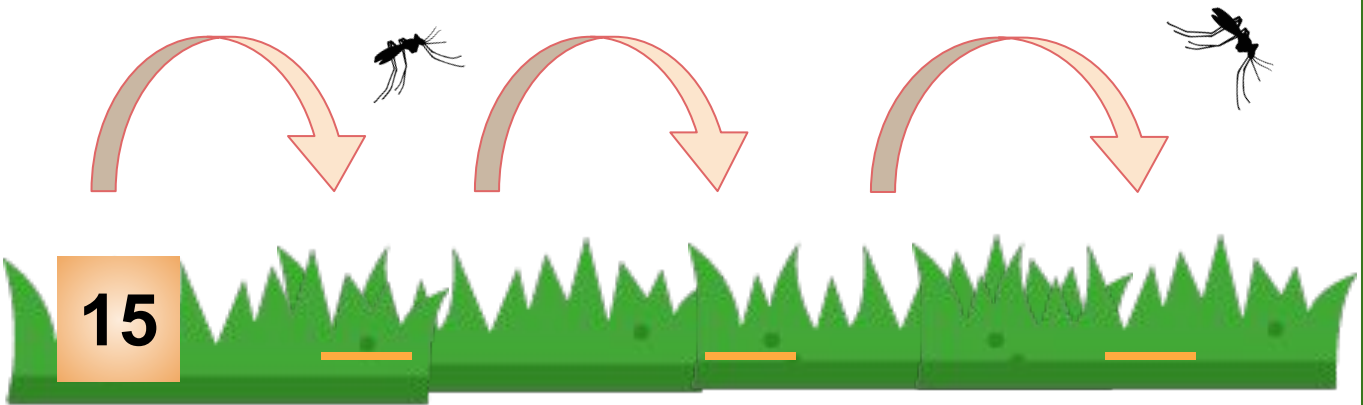
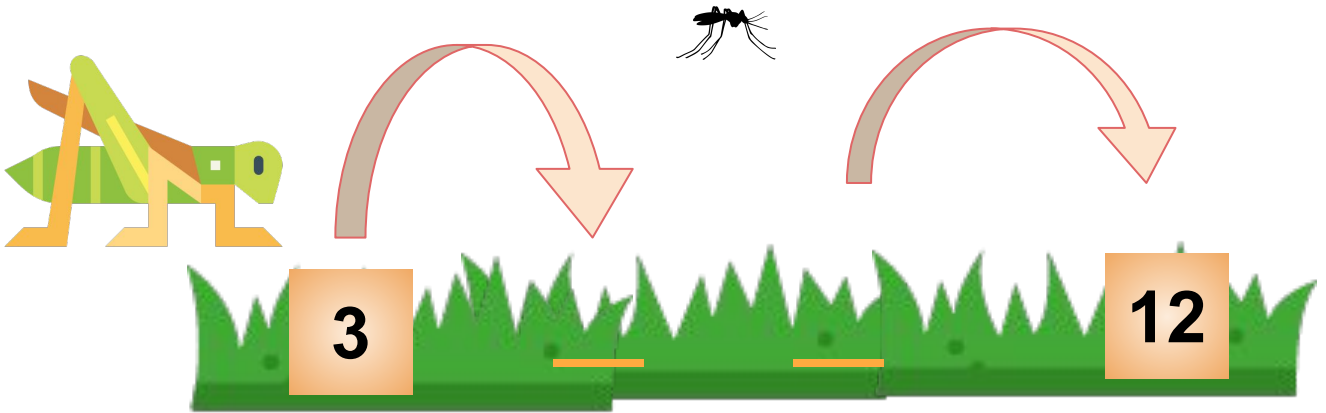


How does it taste?



THE GRASSHOPPER HOPS

Let us help the grasshopper reach the flowers by hopping onto the grass by skip counting by 3s.



Copyright Notice

This resource is licensed under the [Creative Commons Attribution-NonCommercial 4.0](https://creativecommons.org/licenses/by-nc/4.0/) International license.

You are free to:

- **Share** – copy and redistribute the material in any medium or format
- **Adapt** – remix, transform, and build upon the material

Under the following terms:

- **Attribution** – You must give appropriate credit, provide a link to the license, and indicate if changes were made. You may do so in any reasonable manner, but not in any way that suggests the licensor endorses you or your use.
- **NonCommercial** – You may not use the material for commercial purposes.

For more information on this license, visit the following link:

<http://creativecommons.org/licenses/by-nc/4.0/>

Where possible, free-use images are sourced from online repositories such as Wikipedia and Wikimedia Commons. References and sources for images are provided in the speaker notes section of this document.

Thank you!



Thank you

Thank you so much for purchasing and downloading this resource.

We hope it has been useful for you in the classroom and that your students enjoy the activities.

For more teaching and homeschooling resources like this, don't forget to [come back](#) and download the new material we add every week!

Thanks for supporting **Helping With Math**. We can provide teachers with low-cost, high-quality teaching and homeschooling resources because of our loyal subscribers and hope to serve you for many years to come.

- The Entire Helping With Math Team :)

