



# Helping With Math

## Properties of Shapes

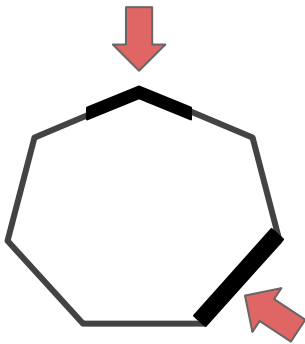


KINDERGARTEN




A shape is defined as an outline of the object. Their sides are made up of either straight or curved lines.

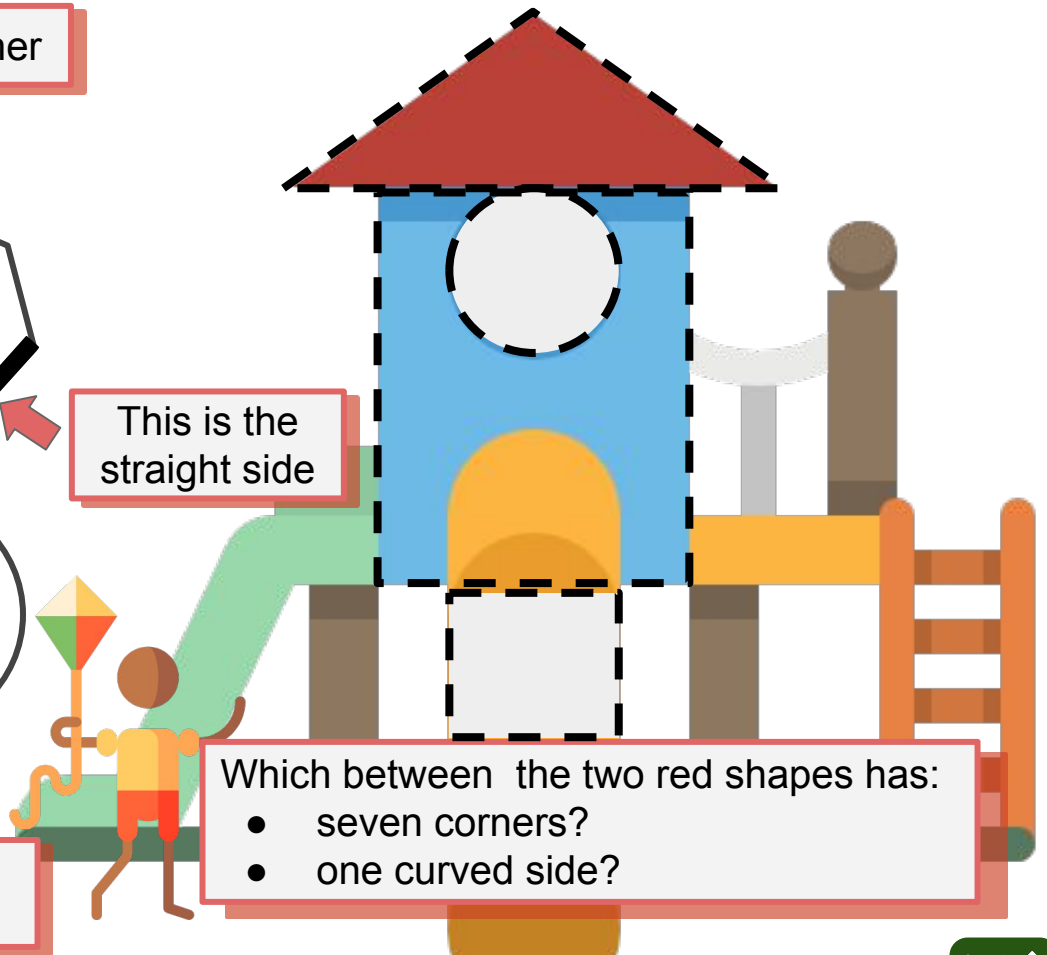
This is the corner



This is the straight side



This is the curved side



Which between the two red shapes has:


- seven corners?
- one curved side?

Properties of Shapes

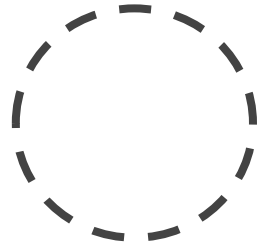


# The Properties of Shapes

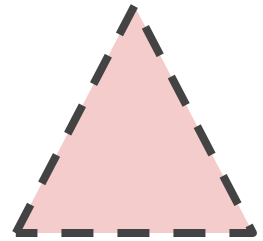
Hi! I'm **Square!**  
I have 4 sides.  
My sides are all the same size. I have 4 corners.



Hi! I'm **Circle!**  
I have 1 side  
My side is curved.  
I have no corners.



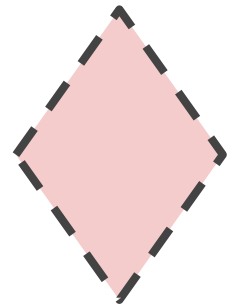
Hi! I'm **Triangle!**  
I have 3 sides.  
My sides are straight.  
I have 3 corners.




Hi! I'm **Rectangle!**  
I have 4 sides.  
My opposite sides are equal.  
I have 4 corners.




Hi! I'm **Rhombus!**  
I have 4 slanted sides.  
I have 4 corners.



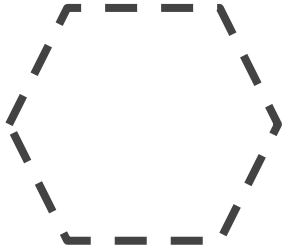
# The Properties of Shapes




Hi! I'm **Trapezoid**.  
I have 2 slanted sides and  
2 straight sides.  
I have 4 corners.



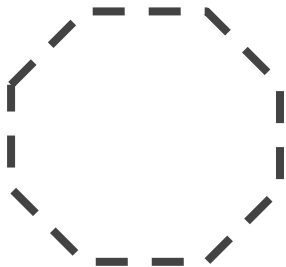
Hi! I'm **Pentagon!**  
I have 5 sides.  
I have 5 corners.



Hi! I'm **Hexagon!**  
I have 6 equal sides.  
I have 6 corners.



Hi! I'm **Heptagon!**  
I have 7 sides.  
I have 7 corners.

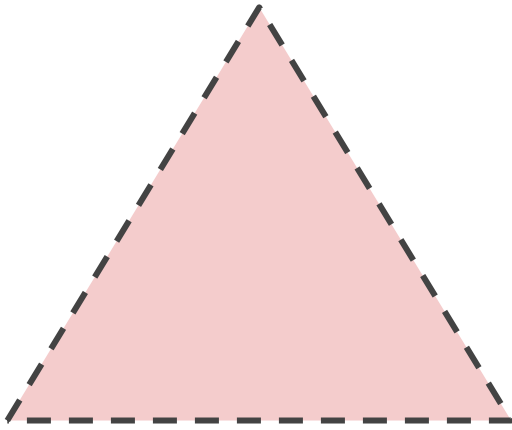


Hi! I'm **Octagon!**  
I have 8 sides.  
I have 8 corners.



Follow the instructions and complete the given statements below.

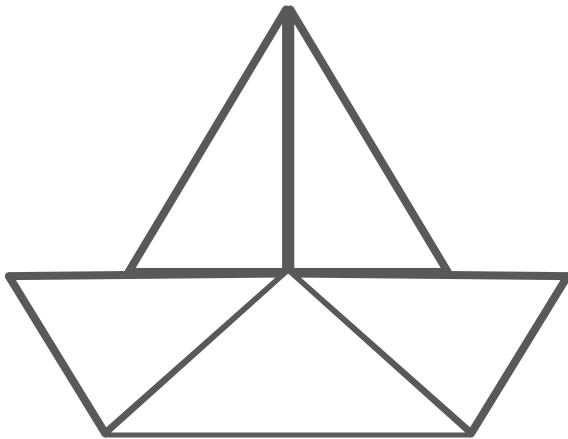
Trace the triangle and draw more on your own.



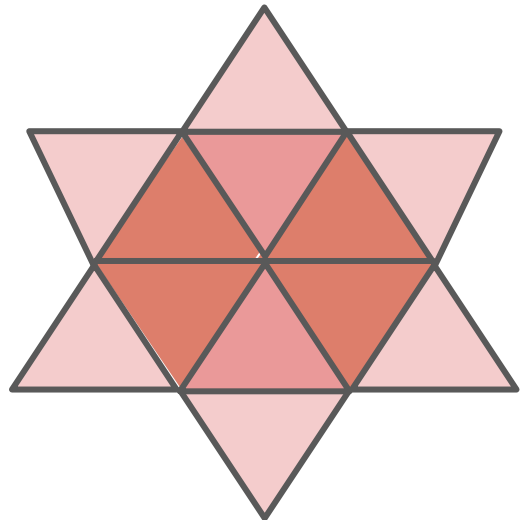
A triangle has \_\_\_\_\_ sides and \_\_\_\_\_ corners.



Find and color the triangles.



Count the triangles.



There are \_\_\_\_\_ triangles.



Follow the instructions and complete the given statements below.


Trace the square and draw another one on your own.



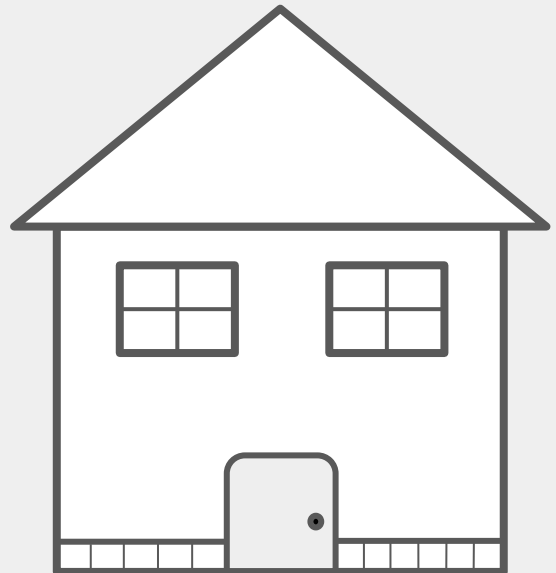
A square has \_\_\_\_\_ sides and \_\_\_\_\_ vertices..



Find and color the squares.



Count the squares.



There are \_\_\_\_\_ squares..



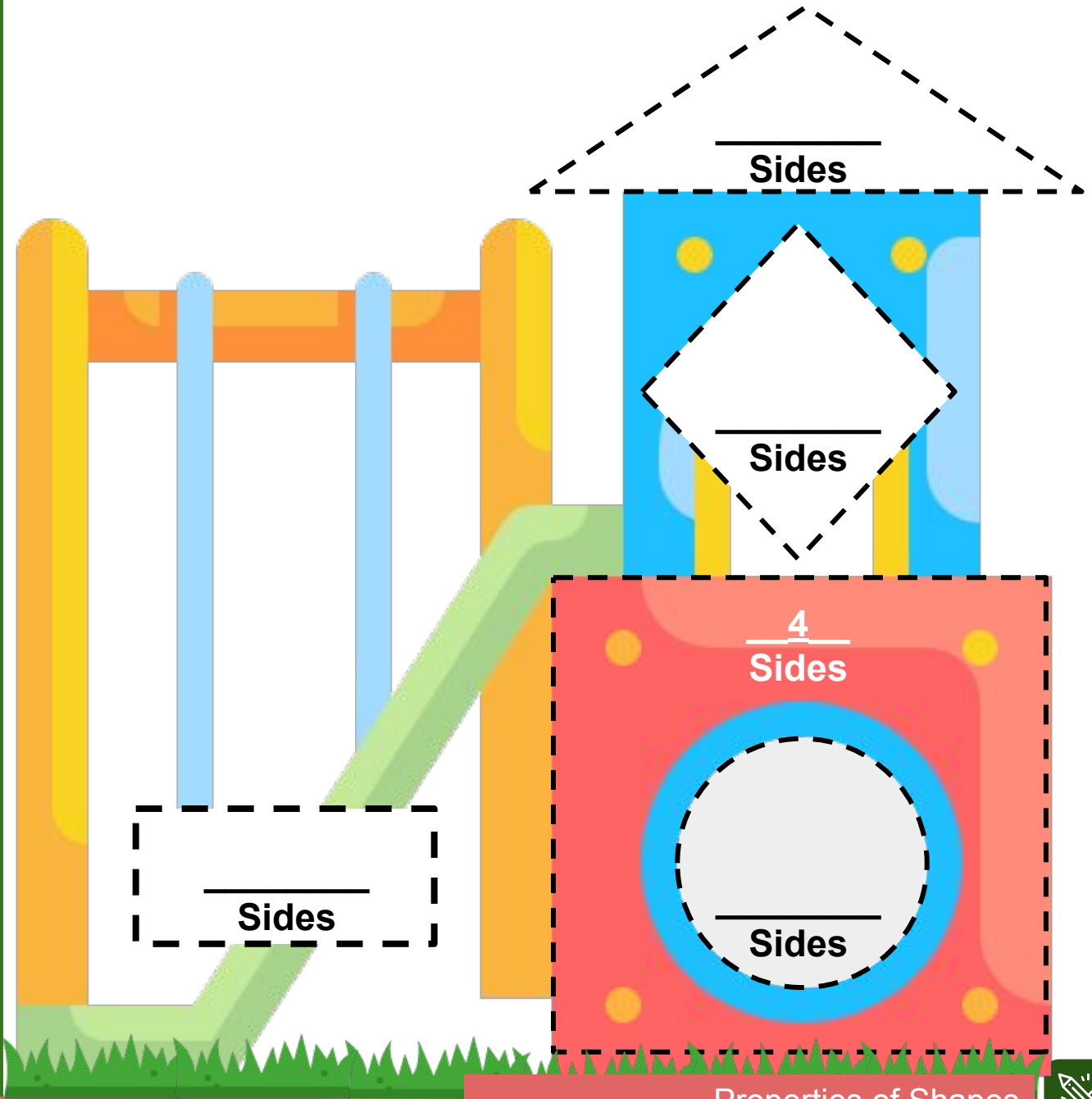
# TABLE OF ACTIVITIES

1. Looking for Sides
2. Finding Shapes
3. Shapes to Play
4. Jumping Shapes
5. Pool of Shapes
6. Curvy or Straight
7. Color and Match
8. Shape Climbing
9. Hide and Seek
10. Colored Shapes



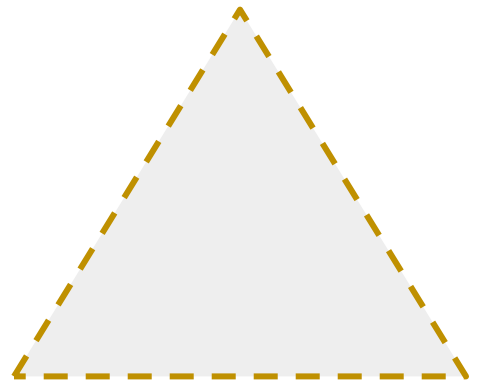

# LOOKING FOR SIDES

Count and record the number of sides on each shape. You can add an arrow on each side if it helps.



# FINDING SHAPES


Look through magazines and newspapers and cut out pictures of things that are shaped like those that are found below.

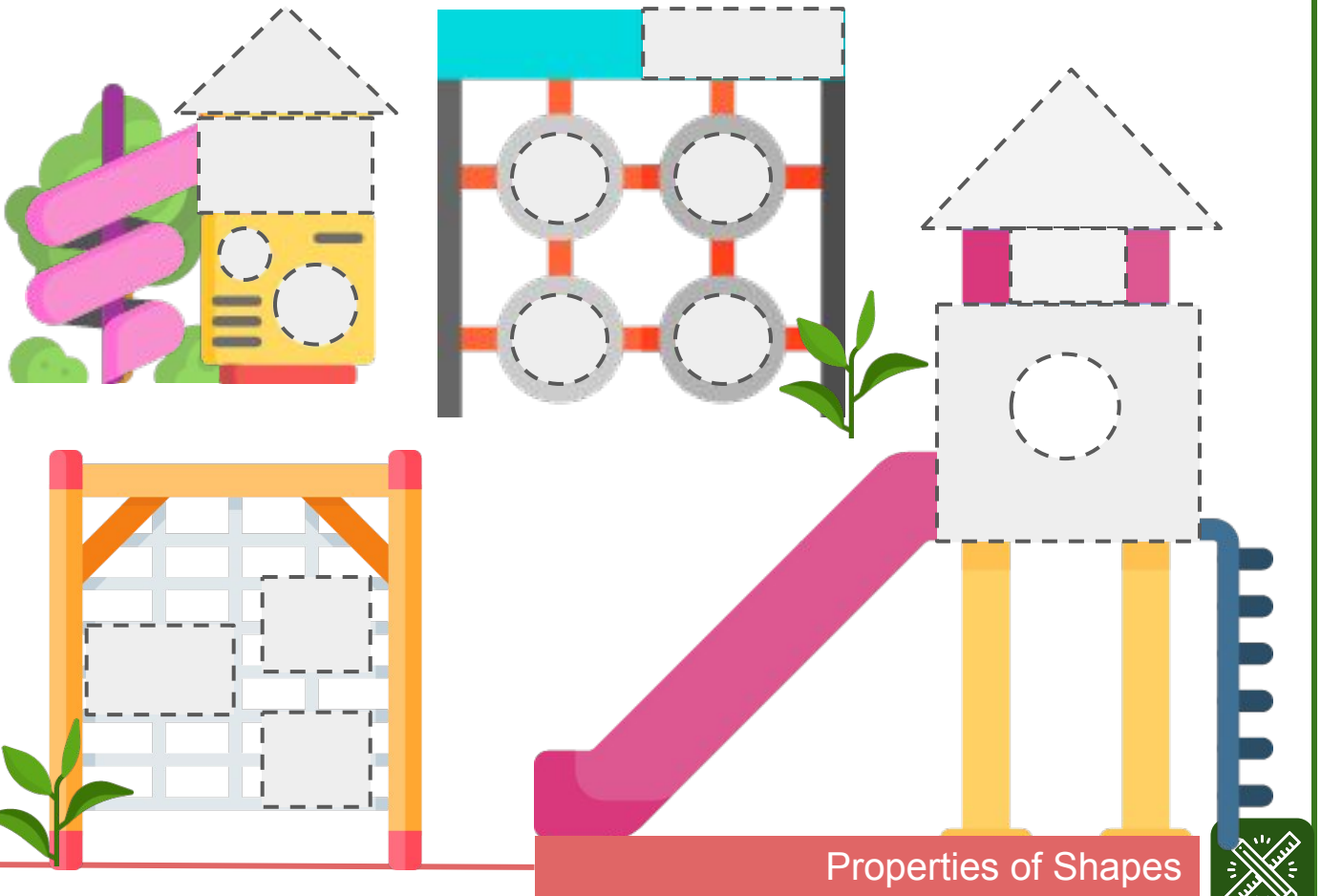




# SHAPES TO PLAY

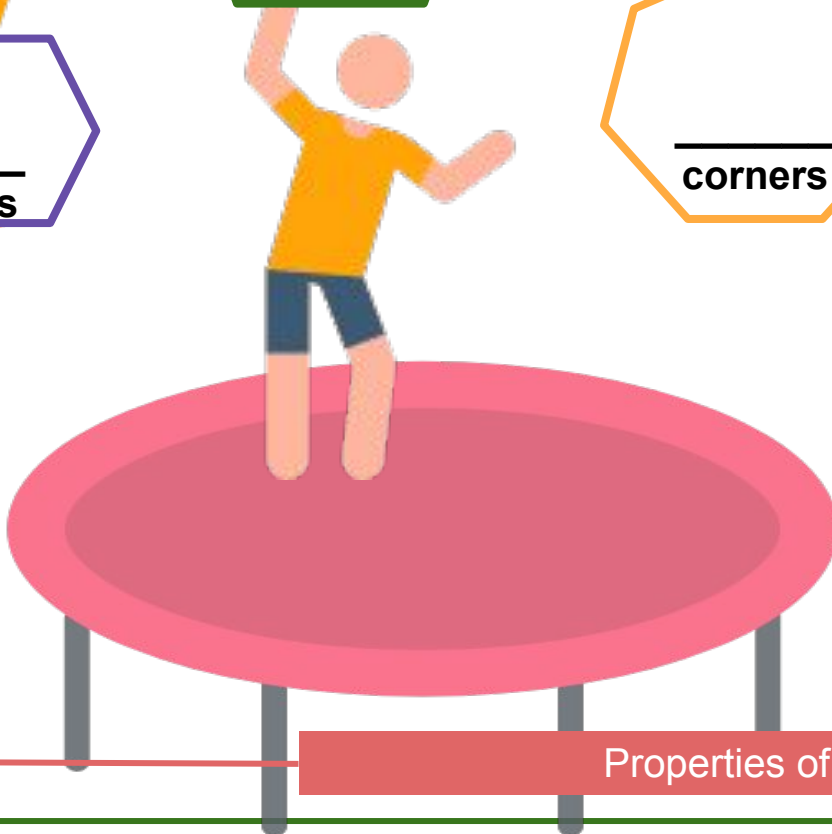
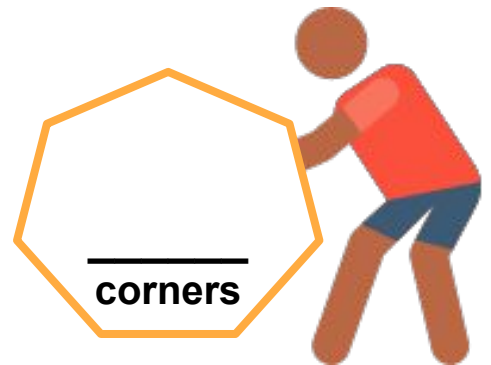
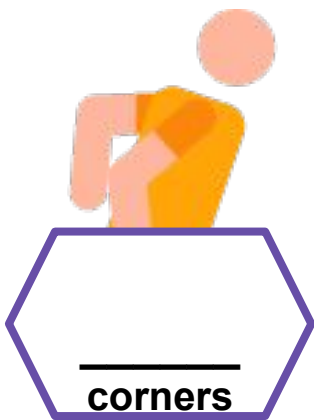

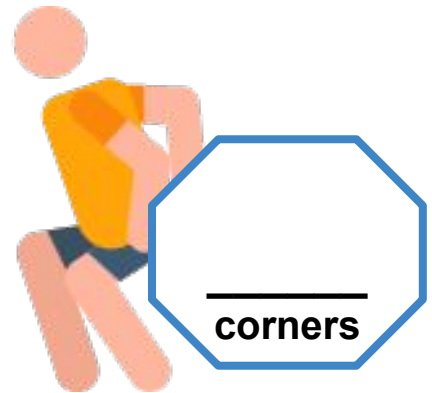

Trace and color the shapes based on the given color code below. How many shapes have you found? Count the number of each group of shapes found and list them down on the table below.

Shape	Color of Shape	Total Number of Shapes Found
		



# JUMPING SHAPES

Below are five shapes. Count and record the number of corners on each one of them.



# POOL OF SHAPES

Look at each shape and color them based on the given code below.

Circle - Blue

Square - Red

Rhombuses - Pink

Pentagons - Brown

Heptagons - Black

Triangles - Yellow

Rectangles - Green

Trapezoids - Purple

Hexagons - Orange

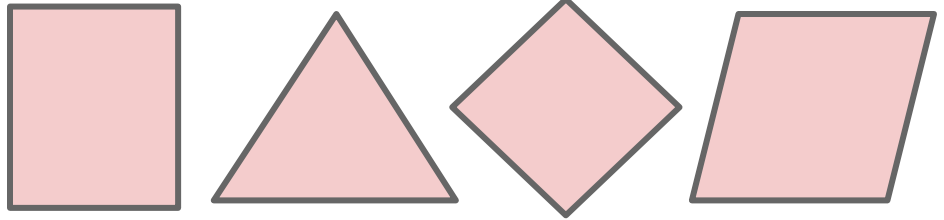
Octagons - White



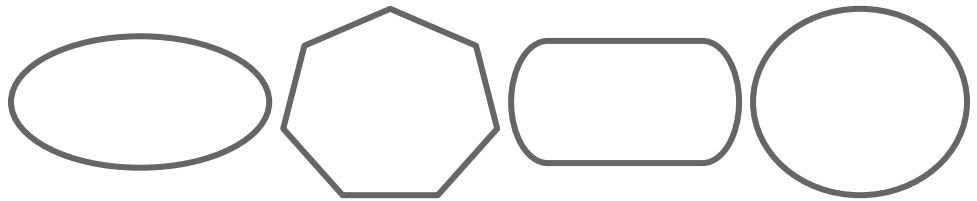
# CURVY OR STRAIGHT

Encircle the shapes that are described on the clues below.



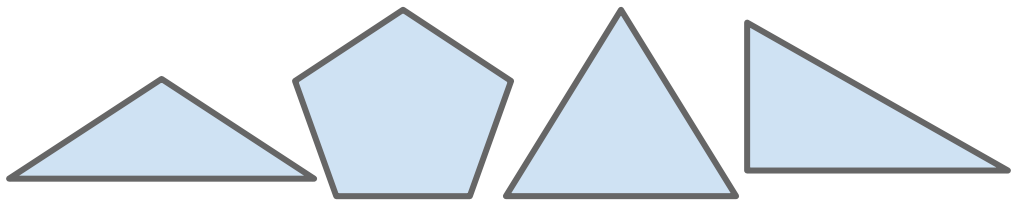
straight  
sides  
+  
4 corners



Curved  
Sides



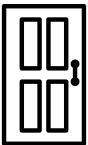
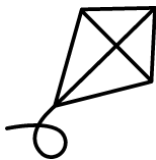









straight  
sides  
+  
3 corners




# COLOR AND MATCH

Cut out and paste the pictures to its correct column. Color them after.



# SHAPE CLIMBING

Count the corners and draw a line to connect the shapes to their correct number of corners.



7

3

5

4



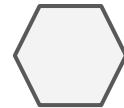
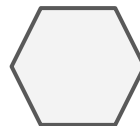
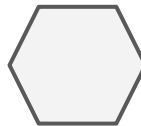
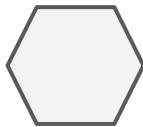

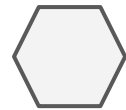
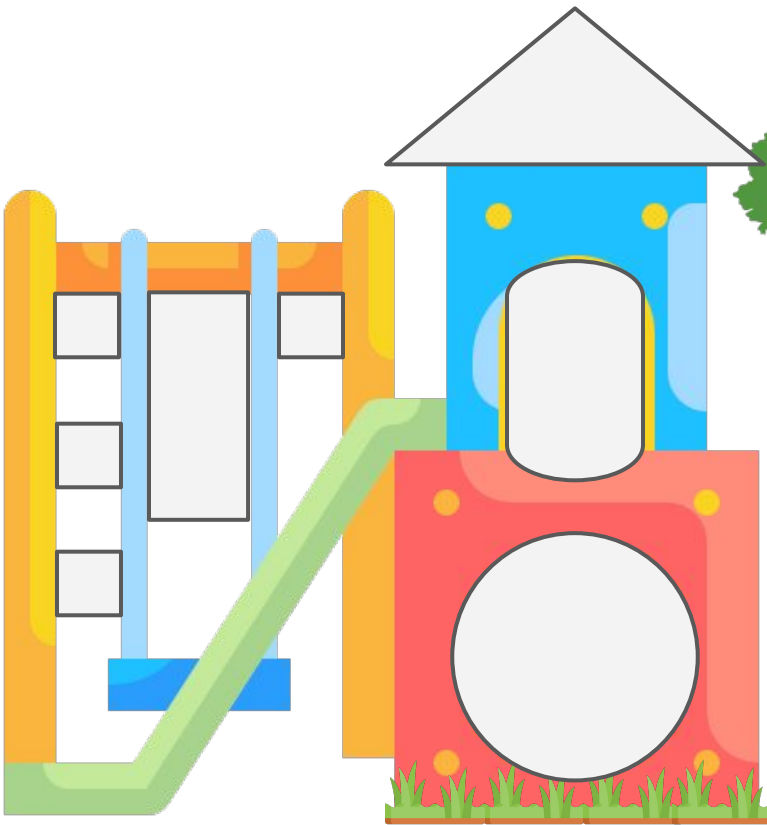


8

1



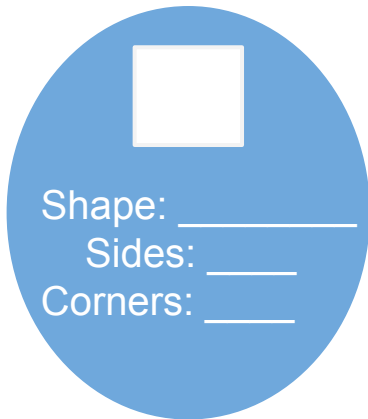
# HIDE AND SEEK

Color the shapes with curved lines orange, those with 4 sides red, and those with 6 sides blue.

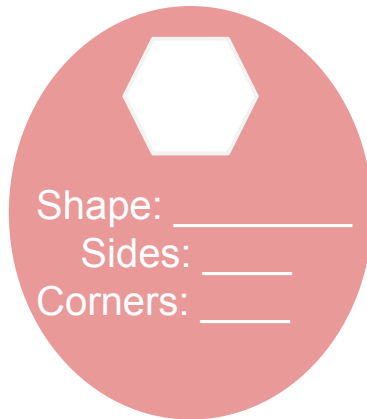


# COLORED SHAPES

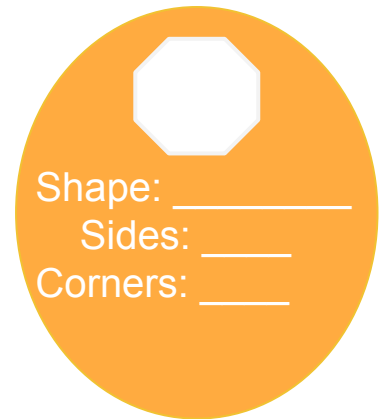
Name each shape and write the number of their sides and corners on the given space below.



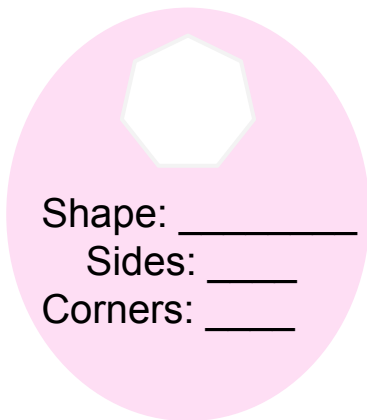
Shape: \_\_\_\_\_  
Sides: \_\_\_\_\_  
Corners: \_\_\_\_\_



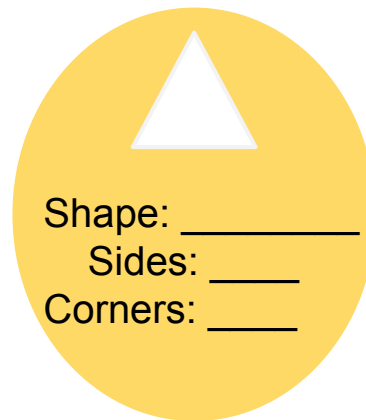
Shape: \_\_\_\_\_  
Sides: \_\_\_\_\_  
Corners: \_\_\_\_\_



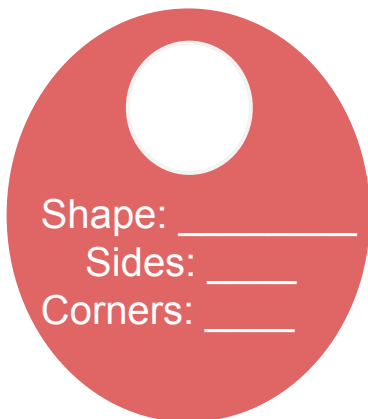
Shape: \_\_\_\_\_  
Sides: \_\_\_\_\_  
Corners: \_\_\_\_\_



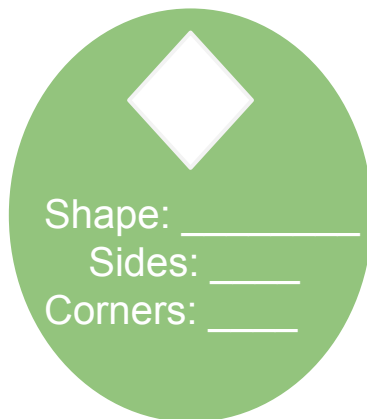
Shape: \_\_\_\_\_  
Sides: \_\_\_\_\_  
Corners: \_\_\_\_\_



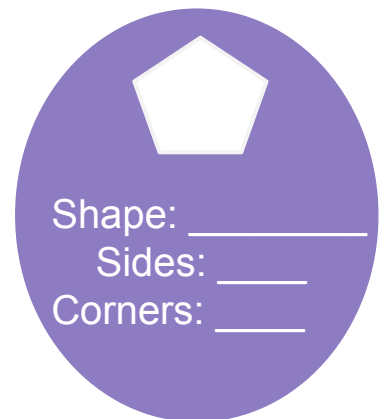
Shape: \_\_\_\_\_  
Sides: \_\_\_\_\_  
Corners: \_\_\_\_\_



Shape: \_\_\_\_\_  
Sides: \_\_\_\_\_  
Corners: \_\_\_\_\_



Shape: \_\_\_\_\_  
Sides: \_\_\_\_\_  
Corners: \_\_\_\_\_



Shape: \_\_\_\_\_  
Sides: \_\_\_\_\_  
Corners: \_\_\_\_\_





# Copyright Notice

This resource is licensed under the [Creative Commons Attribution-NonCommercial 4.0](https://creativecommons.org/licenses/by-nc/4.0/) International license.

You are free to:

- **Share** – copy and redistribute the material in any medium or format
- **Adapt** – remix, transform, and build upon the material

Under the following terms:

- **Attribution** – You must give appropriate credit, provide a link to the license, and indicate if changes were made. You may do so in any reasonable manner, but not in any way that suggests the licensor endorses you or your use.
- **NonCommercial** – You may not use the material for commercial purposes.

For more information on this license, visit the following link:

<http://creativecommons.org/licenses/by-nc/4.0/>

Where possible, free-use images are sourced from online repositories such as Wikipedia and Wikimedia Commons. References and sources for images are provided in the speaker notes section of this document.

Thank you!



# Thank you

Thank you so much for purchasing and downloading this resource.

We hope it has been useful for you in the classroom and that your students enjoy the activities.

For more teaching and homeschooling resources like this, don't forget to [come back](#) and download the new material we add every week!

Thanks for supporting **Helping With Math**. We can provide teachers with low-cost, high-quality teaching and homeschooling resources because of our loyal subscribers and hope to serve you for many years to come.

- The Entire Helping With Math Team :)

