



Helping With Math

DESCRIBING OBJECTS AND ITS RELATIVE POSITION



KINDERGARTEN




Relative positions are words that describe where objects are found in an environment. It is a location of an object based on the position of another object.

We can describe the relative positions of objects using terms such as ***Inside, Outside, Above, Over, Below, Under, Beside, In front of, Behind etc.,***



How do we use these relative positions?



In this picture, the cleaning spray is **above** the table.


or

The cleaning spray is **over** the table.




Here are more terms used to describe an object and its relative position:

Let's take a look at the illustrations of cleaning spray in different positions.



Beside

The cleaning spray is ***beside*** the box.




Inside

The cleaning spray is ***inside*** the box.



Outside


The cleaning spray is ***outside*** the box.



Behind / At the Back


The cleaning spray is ***behind*** the box.

The cleaning spray is ***at the back*** the box.



In front of

The cleaning spray is ***in front of*** the box.



Below / Under

The cleaning spray is ***below*** the table.

The cleaning spray is ***under*** the table.



Fill in the blanks with the words found in the red box.

Inside Outside Below

1

The garbage is inside the trash bin.



Inside Beside Above

2



The brush is beside the pail.

Above Below Behind

3

The disinfectant spray is _____
_____ the table.



TABLE OF ACTIVITIES

1. Front or Back
2. Where is it?
3. Broom In or Out
4. Storage Cabinet
5. Which is Which?
6. Draw it
7. Above or Below? Left or Right?
8. Rubber Gloves
9. Matchy Match
10. It's Cleaning Time!





FRONT OR BACK

Where are the cleaning materials? Cut and paste them below the labels IN FRONT or BEHIND.

In Front

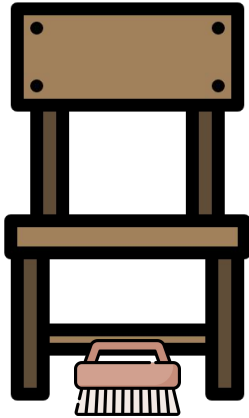


Behind



WHERE IS IT?

Describe the position of each object by relating it to the object near it. Write your answer in the space provided.



Where is the brush?

The brush is _____ the chair.



Where is the mop?

The mop is _____ the pail.




Where is the trash?

The trash is _____ the bin.



BROOM IN OR OUT

Color brooms that are outside the box. Circle brooms that are inside.



STORAGE CABINET

Describe the relative position of the cleaning materials in the figure by completing each sentences using the choices from the box.

Inside

Above

In Front of

Beside

Behind

Below

The dustpan is _____ the storage cabinet.

The pail is _____ the storage cabinet.

The vacuum is _____ the storage cabinet.

The cleaning spray is _____ the storage cabinet.

The broom is _____ the storage cabinet.




WHICH IS WHICH?

Encircle the figure that shows the correct position of an object based on each question.

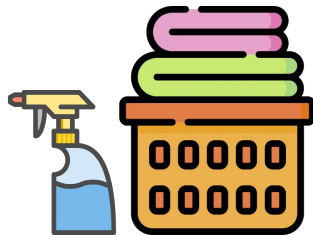
Which gloves is ABOVE the table?

1



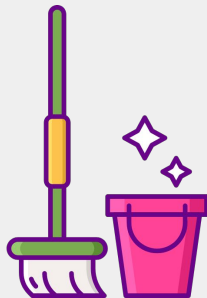
Which spray cleaner is BESIDE the cleaning clothes?

2



Which floor mop is INSIDE the pail?


3



DRAW IT

Read the sentences and underline the terms used to describe the relative positions of the object. Then draw the picture.

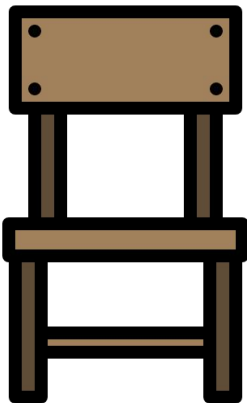
1. The broom is under the table.



2. The gloves is beside the box.



3. The pale is in front of the chair.



4. The brush is inside the cabinet.

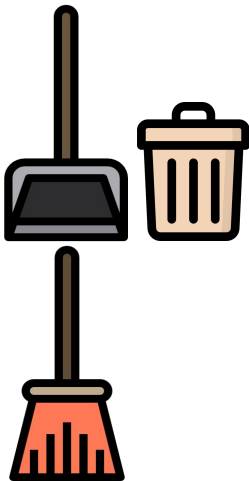


ABOVE OR BELOW? LEFT OR RIGHT?

Encircle the correct position of an object.



1. The broom located on the **left** or **right** side of the dustpan.



2. The broom is found **below** or **above** the dustpan.

3. The trash bin is on the **left** or **right** side of the dustpan.



4. The broom is located on the **left** or **right** side of the dustpan.

5. The dustpan is **below** or **above** the garbage bag.

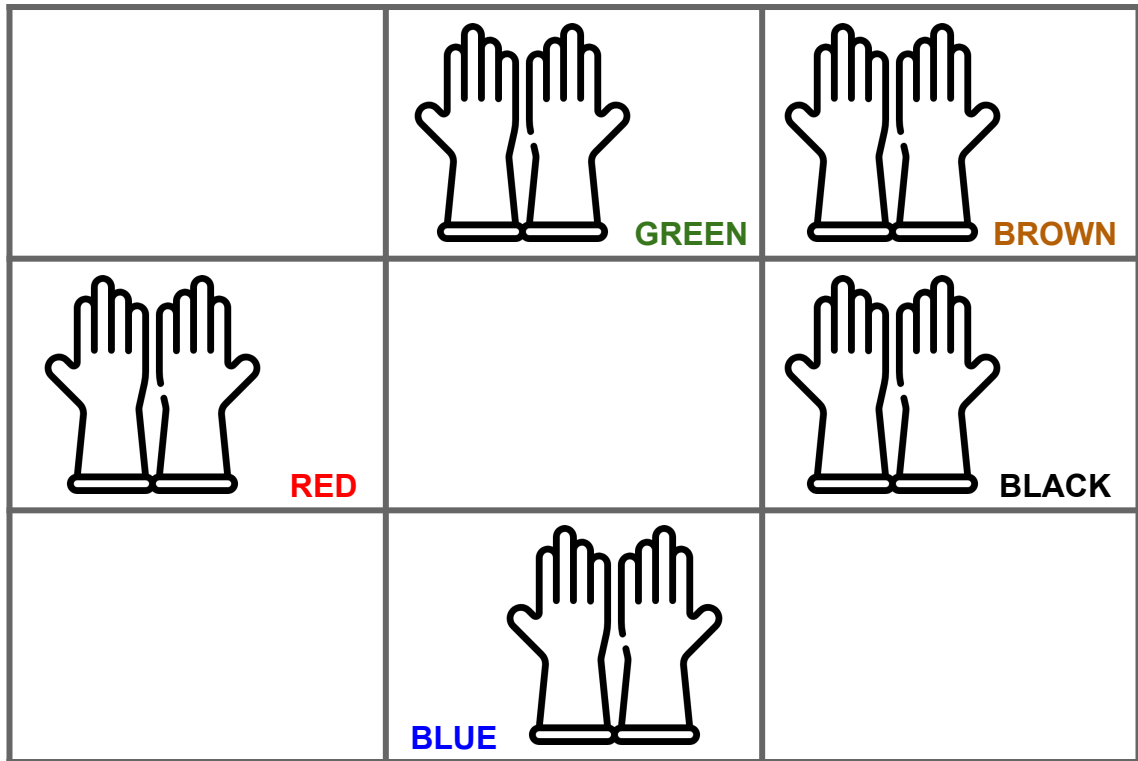


6. Is the trash bin is at the **left** or **right** of the garbage bag. And is also found **below** or **above** the broom.



RUBBER GLOVES

Color all gloves according to its designated colors. Cut all the gloves in the bottom row then glue it to correct squares based on the description below.




ORANGE above RED

YELLOW below BLACK


PURPLE above BLUE

PINK below RED


ORANGE




PURPLE



YELLOW




PINK



MATCHY MATCH


Match the figure to the descriptions according to its relative position.

1




The brush is under the chair

2



The brush is beside the chair

3



The is brush is above the chair



IT'S CLEANING TIME!

Help the father find the cleaning materials so he can start cleaning the house. Choose your answer from the box.

In front of
Under
Behind
Above

Where are
the cleaning
materials?



1. The brush is _____ the side table.
2. The vacuum is _____ the sofa.
3. The broom is _____ the side table.
4. The spray cleaner is _____ the side table.



Copyright Notice

This resource is licensed under the [Creative Commons Attribution-NonCommercial 4.0](https://creativecommons.org/licenses/by-nc/4.0/) International license.

You are free to:

- **Share** – copy and redistribute the material in any medium or format
- **Adapt** – remix, transform, and build upon the material

Under the following terms:

- **Attribution** – You must give appropriate credit, provide a link to the license, and indicate if changes were made. You may do so in any reasonable manner, but not in any way that suggests the licensor endorses you or your use.
- **NonCommercial** – You may not use the material for commercial purposes.

For more information on this license, visit the following link:

<http://creativecommons.org/licenses/by-nc/4.0/>

Where possible, free-use images are sourced from online repositories such as Wikipedia and Wikimedia Commons. References and sources for images are provided in the speaker notes section of this document.

Thank you!



Thank you

Thank you so much for purchasing and downloading this resource.

We hope it has been useful for you in the classroom and that your students enjoy the activities.

For more teaching and homeschooling resources like this, don't forget to [come back](#) and download the new material we add every week!

Thanks for supporting **Helping With Math**. We can provide teachers with low-cost, high-quality teaching and homeschooling resources because of our loyal subscribers and hope to serve you for many years to come.

- The Entire Helping With Math Team :)

