


SETScholars Math Worksheet

Class / Year / Grade 1 – Worksheet 30

Defining and Non-defining Attributes of Shapes

There are two types of attributes when dealing with shapes. Defining attributes are the traits or the properties of a shape that makes it unique and distinguishable. On the other hand, non-defining attributes can be shape's color, orientation, size, etc.



Circle



Name of the shape: Circle

Defining attributes:


- A circle has no sides.
- A circle has no edges.
- A circle has no corners.
- A circle is round.

Non-defining attributes:

- The circle is blue.
- The circle is big.



SHAPES



Triangle


Name of the shape: Triangle

Defining attributes:

- A triangle has three sides.
- A triangle has three edges.
- A triangle has three corners.

Non-defining attributes:

- The triangle is yellow.
- The triangle is small.



Square

Name of the shape: Square



Defining attributes:

- A square has four sides.
- A square has four edges.
- A square has four corners.

Non-defining attributes:

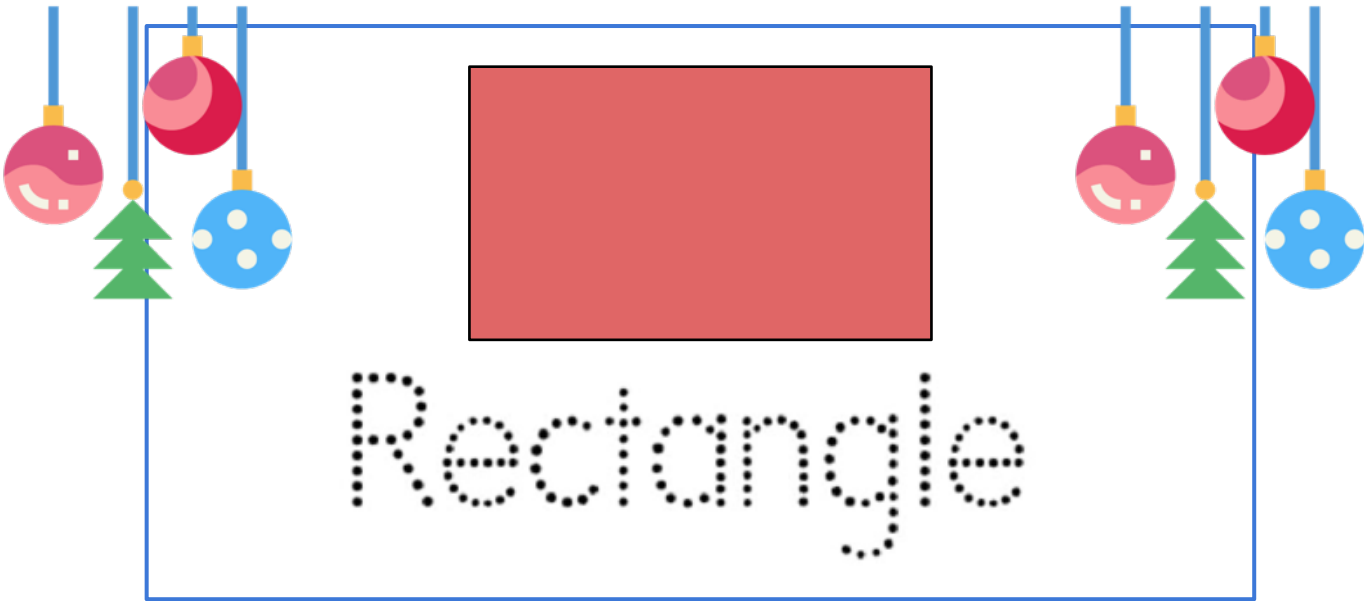
- The square is green.
- The square is small.

Try this...



The shape on the right is a

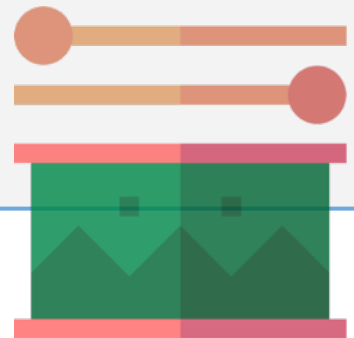
SHAPES



Name of the shape: Rectangle

Defining attributes:

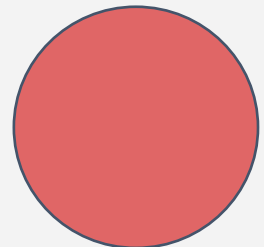
- A rectangle has four sides.
- A rectangle has four edges.
- A rectangle has four corners.




Non-defining attributes:

- The rectangle is color red.
- The rectangle is large.

Encircle the shape which is yellow in color.





Pentagon


Name of the shape: Pentagon

Defining attributes:

- A pentagon has five sides.
- A pentagon has five edges.
- A pentagon has five corners.

Non-defining attributes:

- The pentagon is orange in color.
- The pentagon points downward.



Oval

Name of the shape: Oval

Defining attributes:

- An oval has no sides.
- An oval has no edges.
- An oval has no corners.
- An oval is round.

Non-defining attributes:

- The oval is color purple.
- The oval has a large size.

Draw two triangles inside the box.




THE WONDERFUL CANDY CANE

Grab these wonderful candy canes by coloring the right color of these shapes.




Color me yellow!



Color me blue!



Color me green!



Color me red!



MY CHRISTMAS CARD

Create your own Christmas card for your Mom and Dad. Just make sure to follow these attributes.

1. Draw three shapes with four sides.
2. Draw a christmas tree at the center of your card.
1. Put four triangles on each card's corner.
2. Color them with your favorite colors.

Merry Christmas! Ho ho ho!




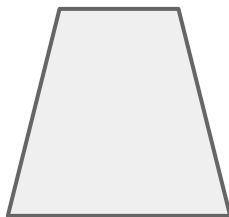
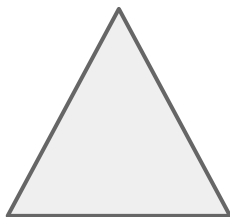

My Christmas Card




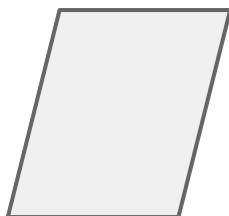

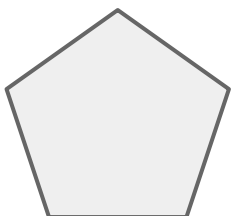
SANTA IS COMING

Santa is coming to deliver his gifts to your family! Welcome him by encircling the shapes that follow each rule.

Shapes with four sides.






Shapes with no corners.



TOYS AND CANDIES

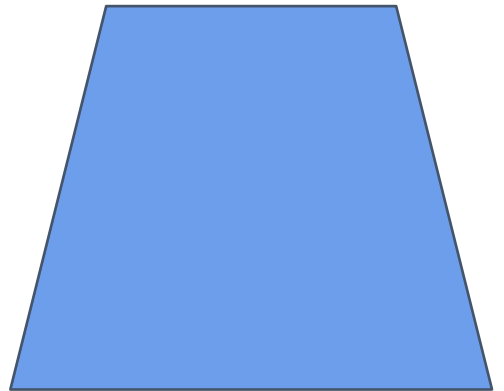
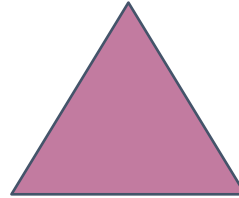


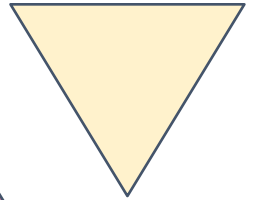
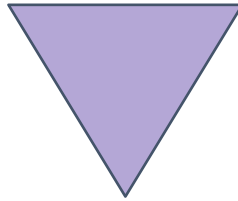
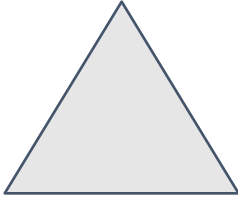
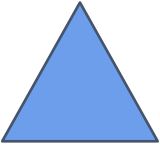


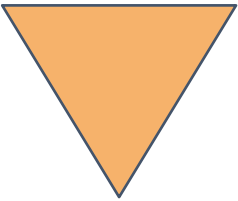
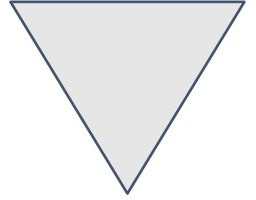
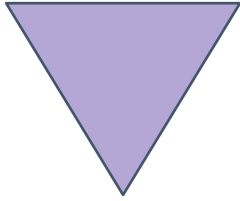

Here are the toys and candies that you received this christmas!
Mixed with them are shapes that you need to arrange from
smallest to largest size.

Cut the squares and paste them here. Remember to arrange
them properly!




THE CHRISTMAS CAROL

Don't miss out the Christmas carol of your family this year! But before that, try to encircle all the inverted triangles. Hurry!



MY FAVORITE YULETIDE SEASON

Christmas is near so it's better to decorate the christmas tree with yellow and red baubles! Cut and paste the intended colors.



CHRISTMAS GIFTS


These are the lovely gifts underneath the Christmas tree! Can you encircle all the gifts with four sides?

What are the shapes with four sides?



FELIZ NAVIDAD

Today is Christmas. Make sure to greet all your friends by identifying the number of sides of the following shapes then shade the circle of your answer.

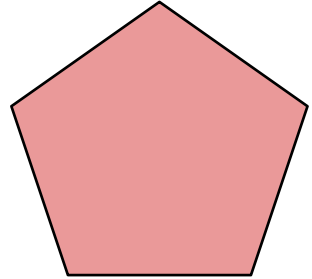


Triangle

3

4

5




Pentagon

3

4

5




Square

3

4

5



Oval

0

3

4

PLAYING WITH SNOWFLAKES

It's so cold outside and playing with the snow is a great idea! But before you do that, do the following tasks first.

1. Draw three triangles. Color the first triangle with yellow, the second one with red, and the third one with green.



2. Draw two inverted pentagons. Make the pentagon on the left bigger than the right. Color them both with blue.



MY SNOW GLOBE

The snowman in the snow globe is saying something! Help him out!

1. Which shape has three corners?

2. How many sides does a pentagon have?

3. Which shape is considered round?

4. How many edges does a rectangle have?

