

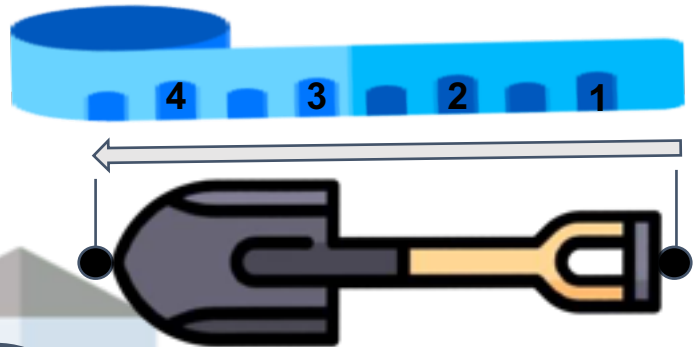
SETScholars Math Worksheet

Class / Year / Grade 1 – Worksheet 33

Measuring the Length of an Object

Length is a measurement of distance from side to side. You can measure the length of a small object by using a ruler, tape measure or by using other objects such as clips or even your hand!

Length is a measure of how long an object is or the distance between two points.



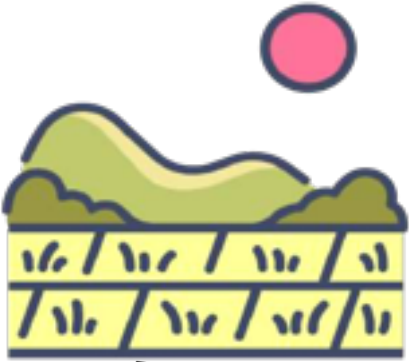
By using the tape measure, I know now the length of my shovel.

Therefore, the length of the shovel is 4 and a half centimeters (cm) long.



Measuring the length using any other object.

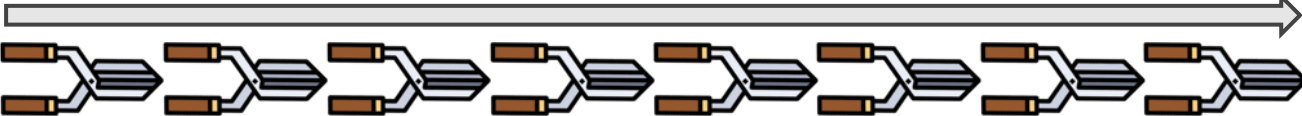
Shears can be used to measure an object. The number of shears will determine the length of the object.



The distance of the house from the farm is equal to 10 shears.



The length of the log is equal to 2 shears.



The length of the fence is equal to 8 shears.

Measure the objects using hand and foot span.



I want to try to measure the tools using my hand and foot.

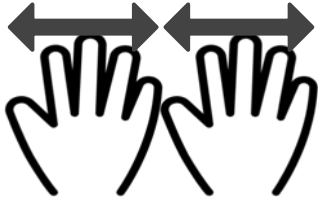
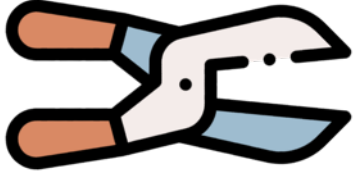


Hand Span



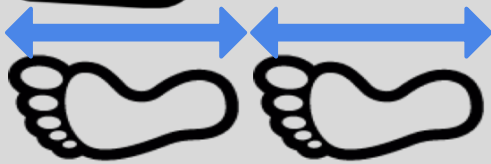
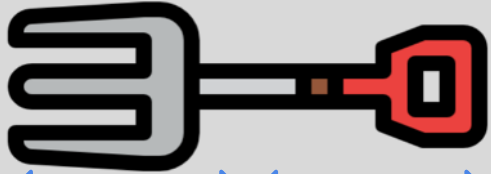
Foot Span

1




The length of the grass cutter is 2 Hand spans.

2



The length of the fork is 2 foot spans.

3



The length of the pickaxe is _____.

COUNT ON MY KNIFE

Count how many knives were used to measure the object. Shade the box of the correct answer.

Illustration of a rake and a vertical stack of 4 knives.

4 1 7

Illustration of a bucket and a vertical stack of 2 knives.

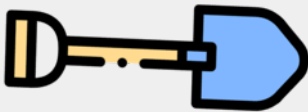
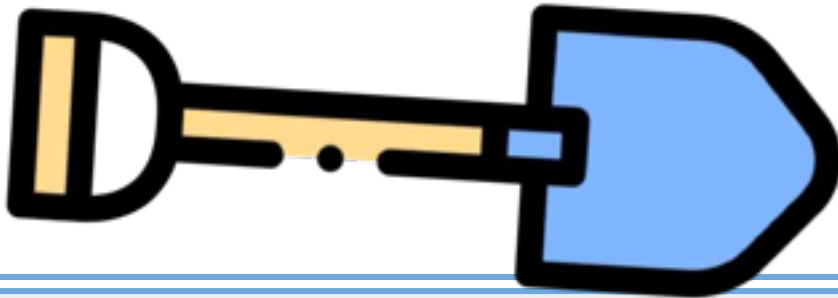
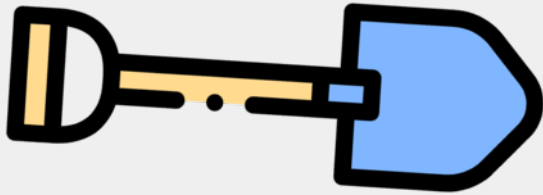
9 2 8

Illustration of a fork, a shovel, and a vertical stack of 3 knives.

3 6 5

USE ME!

Cut the ruler below and use as a measuring tool to every shovel.
Write the measurement in the given box.



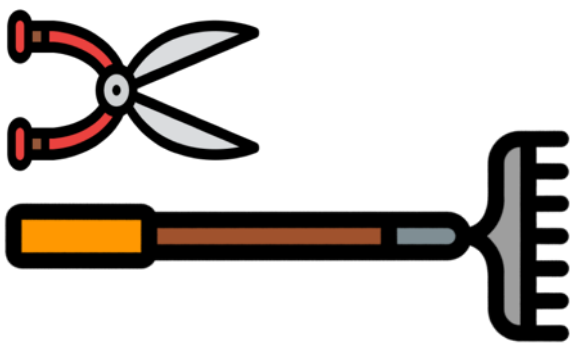
1 2 3 4 5 6 7 8

Note: This ruler can be used in other activities.


THE LONGER THE WINNER

Measure the objects in each box and encircle which one is longer.

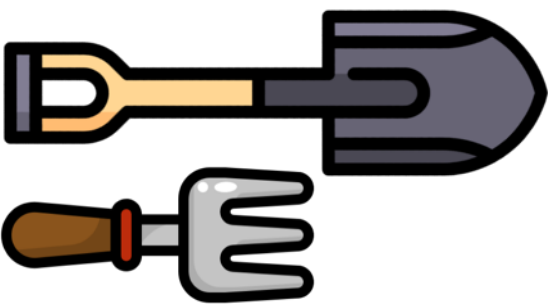
1

1	2	3	4	5	6	7	8
							

2


1	2	3	4	5	6	7	8
							

3


1	2	3	4	5	6	7	8
							

TROWELS

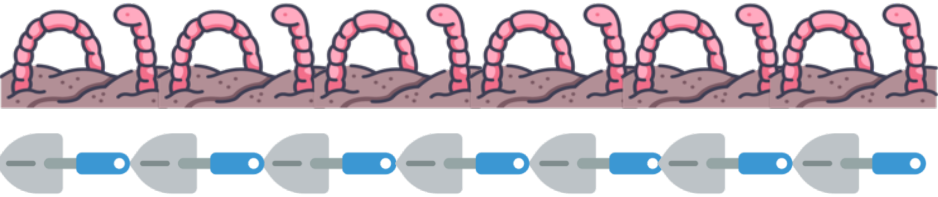
Measure the objects using the trowel. Write your answer in the box provided.



trowels



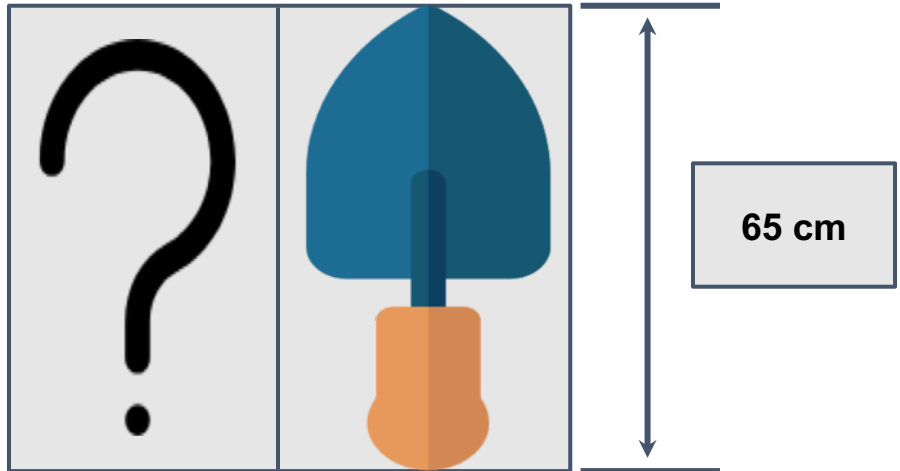
trowels



trowels

PICK MY PARTNER




Help the farmer's daughter find the partner of her trowel by writing the measurement of each fork using the ruler. Encircle the fork that has the same measure as her trowel.



Three forks are shown for measurement. Each fork is on a grey rectangular base. To the right of the forks is a vertical ruler with markings from 1 to 80. The first fork is short, the second is medium, and the third is tall, matching the 65 cm trowel shown above.

HUNGRY ANIMALS

Measure the distance between the animals to their food using their footprints. Write your answer in the circle provided.



NO TRESPASSING!

Color the fence based on its label. Use the ruler below to determine the fence you are to paint.



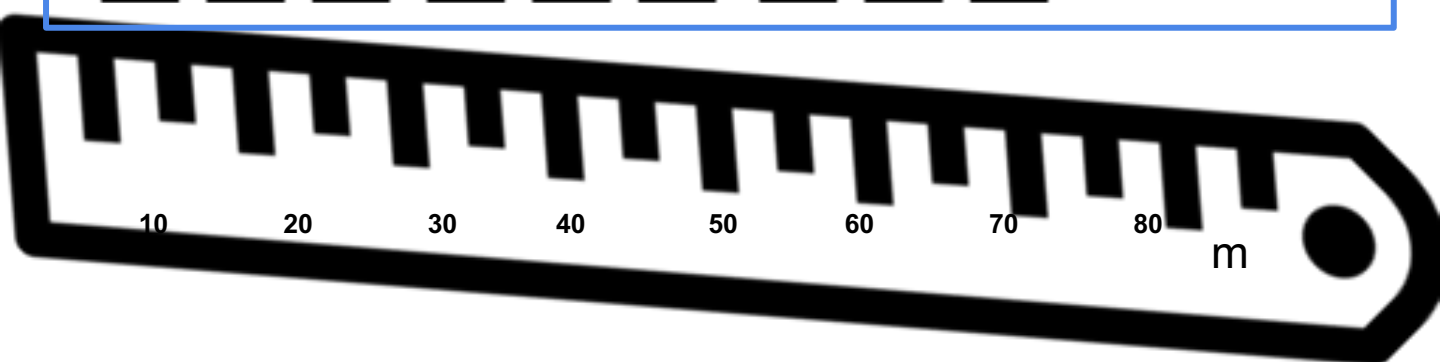
≡ 30m



≡ 20m



≡ 65m



HARVEST TIME!

Measure the crops that the farmer harvested using the blocks.

RADISH



4 blocks

BEANS



 blocks

WHEAT



 blocks

CARROTS



 blocks

PACK UP MATCH

Help the farmer pack up his tools by measuring them using his tape measure. Cut out the tape measure to measure the tools and match the tools to the letter of the locker according to its length.

