

# SETScholars Math Worksheet

## Class / Year / Grade 1 – Worksheet 24

### Analog and Digital Clocks

Do you know how to read time? Do you want to learn how to do it?

Time is used to quantify or measure the duration of events or intervals between them. In here, we will learn about reading the time within an hour and half-hour first.



Hi! I am Charlie. I am scheduled at 10:10 a.m. to read and study my lessons about clocks. As what I've learned, the clock that you see on the left is a kind of analog clock.




TIME



- Defined as the ongoing sequence of events through succession, from past, present, and through the future

# TIME AND CLOCK

Here is an example of a child's daily routine events preparing for school which was recorded through time.



**CLOCK**

## DEFINITION

- ★ It is used to measure and define the time of the day
- ★ It has 12 numbers written on it: from 1-12

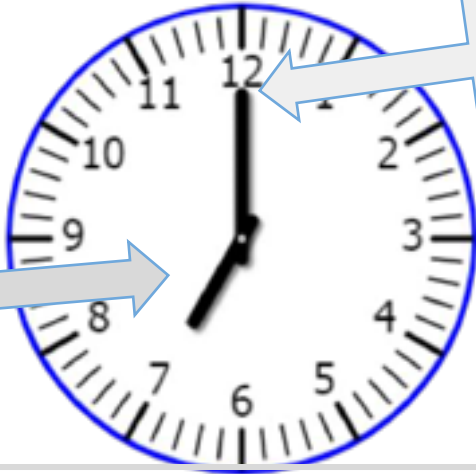


# TIME AND CLOCK

## PARTS OF THE CLOCK

It is the small hand that shows the hours (7 hours)

**HOUR HAND**



**MINUTE HAND**

It is the large hand that shows the minutes

Calculated through skip counting by 5s:  
1=counted as 5; 2=10; 3=15; 4=20...



## KINDS OF CLOCK



### ANALOG CLOCK



Uses hands to show hours and minutes

### DIGITAL CLOCK



Shows the time using numbers

HOURS:MINUTES

# EXAMPLES OF TIME

## EXAMPLES



The hour hand points at 2 while the minute hand points at 6 (=30)

**2:30**



The hour hand points at 11 while the minute hand points at 12 (=00)

**11:00**



# EXERCISE

## EXERCISE



Write the time that is being shown on the clock.



Write the time that is being shown on the clock.




Write the time that is being shown on the clock.



# WAKE-UP, KIDS!

Help Mr. Thompson to wake up his kids! Color the clock with the same shade as the digital one to match them.



# MORNING BAKE

Help Mrs. Thompson bake some goodies! Write the time shown in the analog clock on the oven.



1.

2.

3.



1.



2.




3.

# DADDY'S DAILY SCHEDULE

Here is Dad's daily schedule! Put a check on the clock which shows the correct time in hour or half-hour.


## SCHEDULE



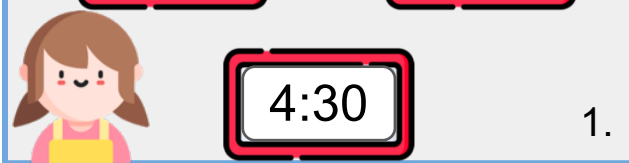


# HOUSEHOLD CHORES

Help the Thompson children do household chores! Encircle the correct time which corresponds to each given.




5:30      6:30

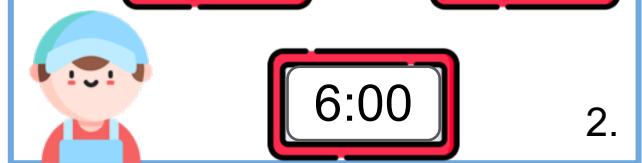


4:30

1.

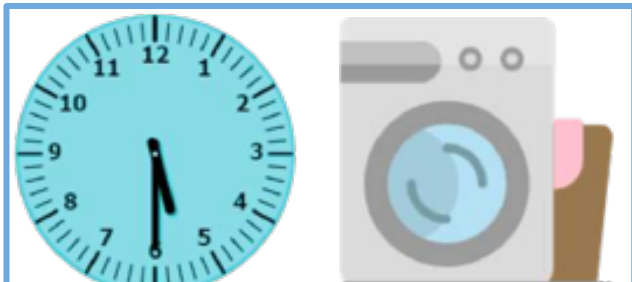


12:30      7:00

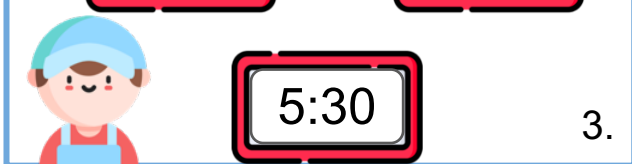


6:00

2.

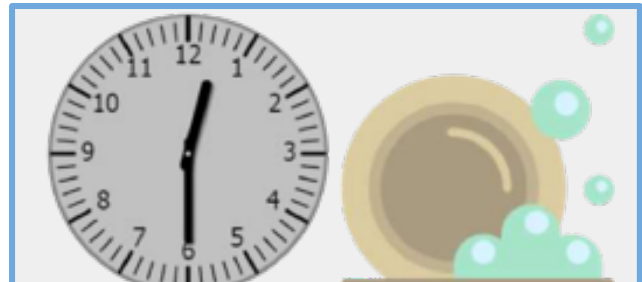


6:30      4:30

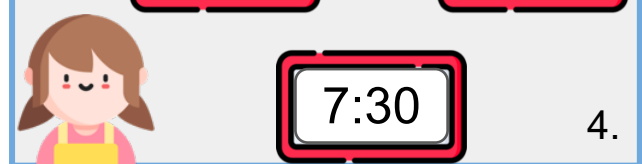


5:30

3.



12:30      1:30



7:30

4.

# PLAY TIME!

Vince is playing his favorite video game. Let us help him save the character he plays by drawing the face of the clock that do not show an hour or half-hour.

1.



9:45

4.



2:30

2.



4:20

5.



1:00

3.



3:30

6.



5:00



# HARVEY'S SCHOOL TIME

It is time for Harvey to accomplish the task needed for school! Cut and paste the clock with its corresponding question.



Two hours after 3:00

1.

One hour before 8:00

2.

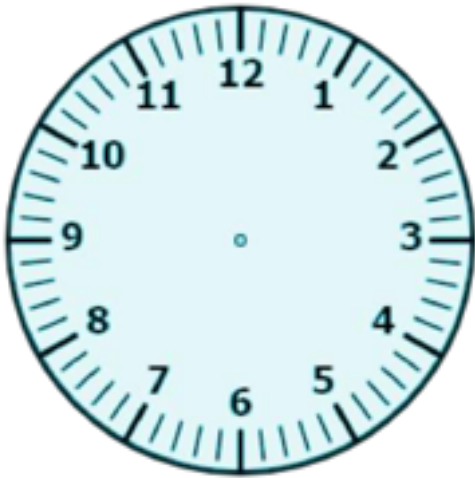
Five hours after 5:00

3.



# MR. THOMPSON'S ROUTINE

Here is his afternoon routine! Draw the clock hands that correspond to each scenario below.

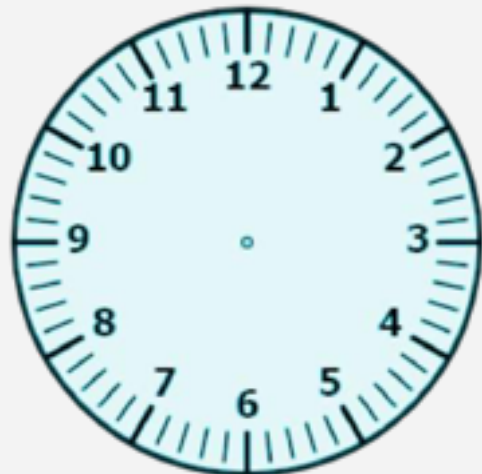


Mr. Thompson had his lunch at 12 hours and 30 minutes.



1.

He backs to work at 2 hours and 60 minutes.




2.

# THE THOMPSON'S EVENING PLAN


Here is the family's evening schedule! Draw the hour and minute hands for each clock based on the given time in the digital clock.

1.



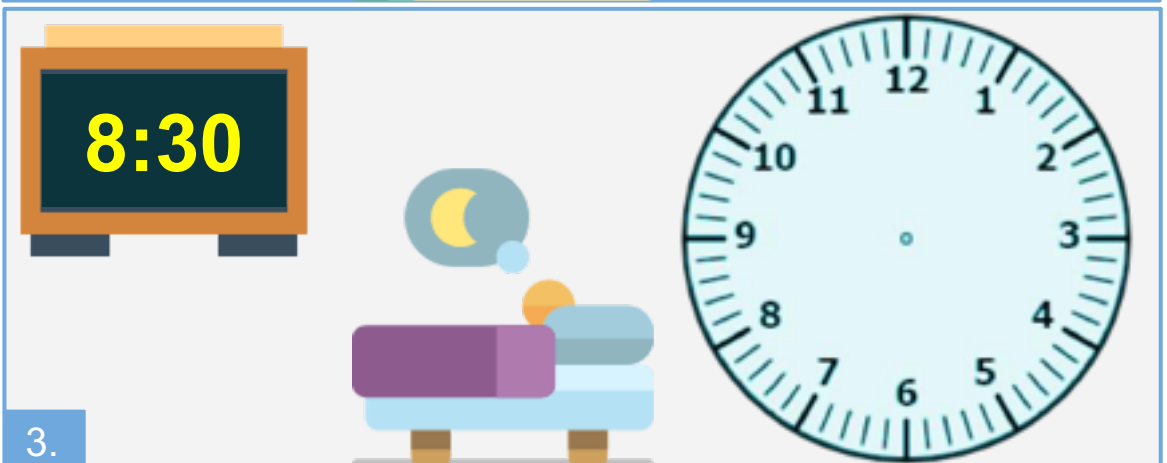
A digital clock displays the time 6:30 in yellow text on a black background. To its right is an illustration of a blue cooking pot with a lid and two orange flames above it. Further right is a blank analog clock face with numbers 1 through 12 and tick marks for minutes.

2.



A digital clock displays the time 11:00 in yellow text on a black background. To its right is an illustration of a person with orange hair sitting at a table with a pink and purple tablecloth. Further right is a blank analog clock face with numbers 1 through 12 and tick marks for minutes.

3.

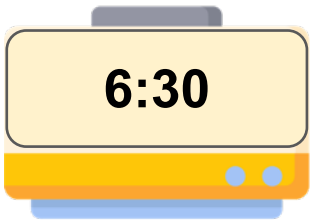



A digital clock displays the time 8:30 in yellow text on a black background. To its right is an illustration of a person with orange hair sleeping on a bed with a purple blanket. Further right is a blank analog clock face with numbers 1 through 12 and tick marks for minutes.



# MY DAILY SCHEDULE

Hi young ones! It's time to show your schedule with your activities.  
Answer the following questions using your own time schedule.  
See the example below.



1. What time are you brushing your teeth?



1. What time did you wake up earlier?



2. What time did you eat your breakfast?



3. What time did you take a bath?

